



Club Health Assessment for District 1 A through September 2025

| | | | Status | Membership | | | | | Reports | | | | Finance | LCIF | | | |
|------------------------------------|-----------------------------------|--------------|-------------------------------------|-------------------------|-------------------|---------------------|---------------------|-------------------------|---------------------------------------|--------------------------------|--------------------------------|---------------------------------|-------------------|--------------------------------------|-----------------|---------------|----------|
| Club Number | Club Name | Charter Date | Times in Status Quo in Past 2 Years | Current Member Count ** | YTD Members Added | YTD Members Dropped | YTD Net Growth% *** | Member Count 1 Year Ago | Dropped Members Avg.Length of Service | Months Since Membership Update | Current Officers Reported **** | Current President Repeated Term | VP Reported ***** | Last Date Reported Service (mm/yyyy) | Account Balance | YTD Donations | |
| Clubs less than two years old | | | | | | | | | | | | | | | | | |
| 179258 | Chicago Asian American | 11/13/2024 | Active | 53 | 0 | 0 | 0.00% | 0 | | 0 | Y | 2 | R | 09/2025 | 90+ Days | | |
| 180426 | Chicago Diverse Intergenerational | 02/28/2025 | Active | 28 | 10 | 9 | 3.70% | 0 | 0 | 1 | Y | 2 | N | 07/2025 | | | |
| 157890 | Chicago Metropolitan | 06/05/2024 | Active | 17 | 1 | 0 | 6.25% | 22 | | 2 | Y | 2 | | 08/2025 | | | |
| Clubs more than two years old | | | | | | | | | | | | | | | | | |
| 2 | ARGO SUMMIT | 10/20/1925 | Active | 26 | 0 | 0 | 0.00% | 27 | | 2 | Y | 8 | N | 09/2025 | \$550.00 | | |
| 3 | BELLWOOD | 03/12/1947 | Active | 34 | 2 | 2 | 0.00% | 30 | 6 | 2 | Y | 2 | N | 09/2025 | | | |
| 129621 | Berwyn Centennial | 12/16/2016 | Active | 15 | 0 | 1 | -6.25% | 14 | 2 | 2 | Y | | N | 05/2023 | | | |
| 30755 | BRIDGEVIEW | 05/06/1975 | Active | 12 | 0 | 0 | 0.00% | 15 | | 0 | Y | | N | 09/2025 | | | |
| Exc Award (06/30/2022, 06/30/2023) | | | | | | | | | | | | | | | | | |
| 6 | BROOKFIELD LA GRANGE PARK | 03/23/1948 | Active | 13 | 1 | 0 | 8.33% | 13 | | 0 | Y | | N | 07/2025 | | | |
| 86 | BURBANK | 08/23/1955 | Active | 16 | 0 | 0 | 0.00% | 16 | | 3 | Y | 6 | R | 09/2025 | | | |
| Exc Award (06/30/2018, 06/30/2022) | | | | | | | | | | | | | | | | | |
| 7 | CALUMET CITY | 10/16/1939 | Active | 47 | 0 | 0 | 0.00% | 50 | | 5 | Y | | N | 09/2025 | | | |
| Exc Award (06/30/2023) | | | | | | | | | | | | | | | | | |
| 107696 | CHICAGO AFRICAN | 03/03/2010 | Active | 5 | 0 | 0 | 0.00% | 5 | | 20 | Y | 14 | | 03/2025 | | | |
| 9 | CHICAGO ARIRANG | 07/31/1973 | Active | 8 | 0 | 0 | 0.00% | 12 | | 3 | Y | 2 | | | | | 90+ Days |
| 12 | CHICAGO AZTECA | 07/12/1966 | Active(1) | 17 | 0 | 0 | 0.00% | 17 | | 26 | Y | 13 | | 03/2018 | | | 90+ Days |
| 33626 | CHICAGO BAYANIHAN-SAMPAGUITA | 04/26/1977 | Active | 22 | 0 | 0 | 0.00% | 20 | | 3 | Y | | N | 09/2025 | | | |
| Exc Award (06/30/2021, 06/30/2024) | | | | | | | | | | | | | | | | | |
| 40 | CHICAGO BEVERLY RIDGE | 12/24/1958 | Active | 26 | 0 | 0 | 0.00% | 25 | | 4 | Y | 2 | R | 09/2025 | | | |
| 133466 | Chicago Centennial | 12/20/2017 | Active | 4 | 0 | 0 | 0.00% | 4 | | 14 | Y | 8 | | | | | |
| 13 | CHICAGO CENTRAL | 08/02/1917 | Active | 35 | 0 | 0 | 0.00% | 33 | | 0 | N | 3 | R | 05/2023 | | | |
| 14 | CHICAGO CHATHAM | 08/29/1929 | Active(1) | 3 | 0 | 0 | 0.00% | 4 | | 11 | Y | 24 | | 06/2025 | 90+ Days | | |
| 17 | CHICAGO EAST SIDE | 08/30/1948 | Active | 17 | 0 | 0 | 0.00% | 18 | | 3 | Y | 13 | | 07/2024 | | | |
| 48243 | CHICAGO ECUADOREAN | 03/09/1988 | Active(1) | 14 | 0 | 0 | 0.00% | 14 | | 1 | Y | | N | 09/2025 | | | |
| 20 | CHICAGO ENGLEWOOD | 10/12/1934 | Active | 18 | 5 | 0 | 38.46% | 10 | | 2 | Y | | N | 09/2025 | | | |



Club Health Assessment for District 1 A through September 2025

| | | | Status | Membership | | | | | | Reports | | | | Finance | | LCIF |
|-------------|--|--------------|-------------------------------------|-------------------------|-------------------|---------------------|---------------------|-------------------------|---------------------------------------|--------------------------------|--------------------------------|---------------------------------|-------------------|--------------------------------------|-----------------|---------------|
| Club Number | Club Name | Charter Date | Times in Status Quo in Past 2 Years | Current Member Count ** | YTD Members Added | YTD Members Dropped | YTD Net Growth% *** | Member Count 1 Year Ago | Dropped Members Avg.Length of Service | Months Since Membership Update | Current Officers Reported **** | Current President Repeated Term | VP Reported ***** | Last Date Reported Service (mm/yyyy) | Account Balance | YTD Donations |
| 84071 | CHICAGO FIL USA | 08/27/2004 | Active | 35 | 0 | 8 | -18.60% | 40 | 7 | 0 | Y | | N | 09/2025 | | \$130.00 |
| | Exc Award (06/30/2018, 06/30/2022) | | | | | | | | | | | | | | | |
| 84539 | CHICAGO FILIPINO AMERICAN | 12/16/2004 | Active | 78 | 9 | 5 | 5.41% | 84 | 3 | 0 | Y | | R | 09/2025 | | \$1,300.00 |
| | Exc Award (06/30/2017, 06/30/2022) | | | | | | | | | | | | | | | |
| 145973 | Chicago Global | 04/27/2021 | Active | 63 | 0 | 9 | -12.50% | 57 | 3 | 1 | Y | | N | 05/2025 | | \$350.00 |
| | Exc Award (06/30/2022) | | | | | | | | | | | | | | | |
| 155164 | Chicago Healthcare Alliance | 07/19/2023 | Active | 103 | 13 | 0 | 14.44% | 94 | | 0 | Y | 3 | N | 08/2025 | | \$358.00 |
| | Exc Award (06/30/2024, 06/30/2025) | | | | | | | | | | | | | | | |
| 22 | CHICAGO HEGEWISCH | 01/26/1962 | Active | 16 | 0 | 0 | 0.00% | 18 | | 7 | Y | 6 | R | 06/2023 | | |
| 52 | CHICAGO HEIGHTS | 01/15/1948 | Active | 30 | 0 | 0 | 0.00% | 30 | | 4 | Y | 2 | | 09/2025 | | \$50.00 |
| 102624 | CHICAGO INDO US | 06/25/2008 | Active | 14 | 0 | 0 | 0.00% | 15 | | 4 | Y | | N | 09/2025 | | |
| | Exc Award (06/30/2018, 06/30/2023) | | | | | | | | | | | | | | | |
| 119176 | CHICAGO JOSE RIZAL | 05/09/2013 | Active(1) | 21 | 0 | 0 | 0.00% | 16 | | 7 | Y | 2 | N | 11/2024 | | |
| | Exc Award (06/30/2022) | | | | | | | | | | | | | | | |
| 82696 | CHICAGO LIERI | 06/18/2004 | Active(1) | 9 | 0 | 0 | 0.00% | 10 | | 3 | Y | 6 | | 09/2024 | | |
| 30 | CHICAGO LOGAN SQUARE | 11/14/1923 | Active | 13 | 0 | 0 | 0.00% | 14 | | 7 | Y | 2 | R | 09/2025 | | \$350.00 |
| 131583 | Chicago Mabuhay Centennial | 06/23/2017 | Active | 32 | 1 | 10 | -21.95% | 33 | 4 | 2 | N | | N | 11/2024 | | \$100.00 |
| | Exc Award (06/30/2018, 06/30/2022) | | | | | | | | | | | | | | | |
| 43308 | CHICAGO MAHARLIKA | 01/13/1984 | Active | 16 | 0 | 0 | 0.00% | 17 | | 2 | Y | | N | 06/2025 | | \$300.00 |
| | Exc Award (06/30/2022) | | | | | | | | | | | | | | | |
| 35 | CHICAGO MOUNT GREENWOOD | 07/10/1939 | Active | 6 | 0 | 0 | 0.00% | 6 | | 15 | Y | 7 | | 09/2025 | | |
| 38 | CHICAGO NORTHWEST | 10/09/1923 | Active | 9 | 0 | 0 | 0.00% | 9 | | 16 | Y | 6 | | 09/2025 | | |
| 142958 | Chicago Nurses for Diabetes | 10/20/2020 | Active | 50 | 3 | 0 | 6.38% | 48 | | 2 | Y | | N | 09/2025 | | |
| | Exc Award (06/30/2023, 06/30/2024) | | | | | | | | | | | | | | | |
| 130802 | Chicago One World Centennial | 04/25/2017 | Active(2) | 14 | 0 | 0 | 0.00% | 14 | | 7 | Y | 4 | | 11/2024 | 90+ Days | |
| | Exc Award (06/30/2022) | | | | | | | | | | | | | | | |
| 30919 | CHICAGO PHILIPPINE | 06/19/1975 | Active | 21 | 0 | 11 | -34.38% | 35 | 12 | 1 | Y | 2 | | 09/2025 | | \$300.00 |
| | Exc Award (06/30/2022) | | | | | | | | | | | | | | | |
| 38246 | CHICAGO PUERTO RICO | 04/07/1980 | Active | 15 | 0 | 0 | 0.00% | 15 | | 15 | N | 3 | | 09/2025 | 90+ Days | |
| 125924 | Chicago Ridge | 10/13/2015 | Active | 50 | 0 | 0 | 0.00% | 54 | | 3 | Y | 2 | N | 09/2025 | | |
| | Exc Award (06/30/2021, 06/30/2022, 06/30/2023) | | | | | | | | | | | | | | | |



Club Health Assessment for District 1 A through September 2025

INTERNATIONAL

| | | | Status | Membership | | | | | | Reports | | | | Finance | | LCIF |
|-------------|--|--------------|-------------------------------------|-------------------------|-------------------|---------------------|---------------------|-------------------------|---------------------------------------|--------------------------------|--------------------------------|---------------------------------|-------------------|--------------------------------------|-----------------|---------------|
| Club Number | Club Name | Charter Date | Times in Status Quo in Past 2 Years | Current Member Count ** | YTD Members Added | YTD Members Dropped | YTD Net Growth% *** | Member Count 1 Year Ago | Dropped Members Avg.Length of Service | Months Since Membership Update | Current Officers Reported **** | Current President Repeated Term | VP Reported ***** | Last Date Reported Service (mm/yyyy) | Account Balance | YTD Donations |
| 65307 | CHICAGO ROGERS PARK | 05/02/2002 | Active(1) | 20 | 0 | 4 | -16.67% | 25 | 3 | 2 | Y | | N | 07/2023 | 90+ Days | |
| | Exc Award (06/30/2022) | | | | | | | | | | | | | | | |
| 57713 | CHICAGO THAI MID WEST | 01/03/1996 | Active(1) | 16 | 1 | 0 | 6.67% | 17 | | 1 | Y | 13 | N | 09/2025 | | |
| | Exc Award (06/30/2022) | | | | | | | | | | | | | | | |
| 103704 | CHICAGO WINDY CITY | 09/25/2008 | Active | 48 | 1 | 0 | 2.13% | 47 | | 0 | Y | | N | 09/2025 | | \$4,280.00 |
| | Exc Award (06/30/2016, 06/30/2020, 06/30/2022, 06/30/2023, 06/30/2024) | | | | | | | | | | | | | | | |
| 105501 | FLOSSMOOR ROSHNI | 05/18/2009 | Active | 3 | 0 | 0 | 0.00% | 3 | | 63 | N | 16 | | 03/2015 | 90+ Days | |
| 53498 | FRANKLIN PARK MANILA | 07/01/1992 | Active | 14 | 0 | 0 | 0.00% | 13 | | 2 | Y | | R | 09/2025 | | \$120.00 |
| | Exc Award (06/30/2018) | | | | | | | | | | | | | | | |
| 57 | GLENWOOD | 03/16/1966 | Active | 18 | 0 | 1 | -5.26% | 19 | 1 | 1 | Y | 2 | R | 07/2025 | | |
| | Exc Award (06/30/2022) | | | | | | | | | | | | | | | |
| 134670 | Harvey Centennial | 05/11/2018 | Active(2) | 12 | 0 | 0 | 0.00% | 12 | | 5 | Y | 9 | | 11/2022 | 90+ Days | |
| 137694 | Justice | 04/05/2019 | Active | 20 | 0 | 3 | -13.04% | 23 | 3 | 2 | Y | | N | 07/2025 | | |
| 149150 | KOPE Cyber Lions of District 1-A | 12/29/2021 | Active(2) | 11 | 0 | 0 | 0.00% | 14 | | 2 | Y | 3 | | 05/2024 | 90+ Days | |
| 64 | LA GRANGE HIGHLANDS | 04/25/1961 | Active | 19 | 1 | 0 | 5.56% | 15 | | 1 | Y | | N | 02/2024 | | |
| | Exc Award (06/30/2018, 06/30/2022) | | | | | | | | | | | | | | | |
| 65 | LANSING | 06/25/1937 | Active | 30 | 1 | 1 | 0.00% | 30 | 21 | 0 | Y | | N | 05/2023 | | |
| 127483 | Lincolnwood | 05/06/2016 | Active(1) | 18 | 0 | 0 | 0.00% | 18 | | 3 | Y | 2 | | 03/2022 | 90+ Days | |
| 74 | OAK LAWN | 03/22/1939 | Active | 38 | 0 | 0 | 0.00% | 36 | | 3 | Y | | N | 09/2025 | | \$150.00 |
| | Exc Award (06/30/2018, 06/30/2021, 06/30/2023) | | | | | | | | | | | | | | | |
| 75 | OAK PARK-RIVER FOREST | 08/01/1920 | Active(1) | 7 | 0 | 0 | 0.00% | 7 | | 17 | Y | 4 | | 03/2024 | 90+ Days | |
| 76 | ORLAND PARK | 03/12/1964 | Active | 35 | 2 | 1 | 2.94% | 37 | 0 | 1 | Y | | N | 09/2025 | | \$50.00 |
| | Exc Award (06/30/2017, 06/30/2018) | | | | | | | | | | | | | | | |
| 77 | PALOS | 10/03/1949 | Active | 70 | 1 | 2 | -1.41% | 64 | 2 | 0 | Y | 2 | R | 09/2025 | | |
| | Exc Award (06/30/2018, 06/30/2023) | | | | | | | | | | | | | | | |
| 81 | RIVER GROVE | 08/29/1949 | Active | 82 | 0 | 0 | 0.00% | 89 | | 0 | Y | | R | 08/2025 | | \$50.00 |
| | Exc Award (06/30/2022) | | | | | | | | | | | | | | | |
| 82 | RIVERSIDE TOWNSHIP | 04/15/1948 | Active(1) | 34 | 0 | 0 | 0.00% | 34 | | 7 | Y | 3 | R | 05/2023 | | |
| 59955 | SCHILLER PARK | 09/05/1997 | Active | 2 | 0 | 0 | 0.00% | 2 | | 5 | N | None | | 10/2024 | | |
| 85 | SOUTH HOLLAND | 08/22/1946 | Active | 24 | 0 | 0 | 0.00% | 24 | | 5 | Y | | N | 10/2022 | | |



Club Health Assessment for District 1 A through September 2025

INTERNATIONAL

| | | | Status | Membership | | | | | Reports | | | | Finance | LCIF | | |
|-------------|--|--------------|-------------------------------------|-------------------------|-------------------|---------------------|---------------------|-------------------------|---------------------------------------|--------------------------------|--------------------------------|---------------------------------|-------------------|--------------------------------------|-----------------|---------------|
| Club Number | Club Name | Charter Date | Times in Status Quo in Past 2 Years | Current Member Count ** | YTD Members Added | YTD Members Dropped | YTD Net Growth% *** | Member Count 1 Year Ago | Dropped Members Avg.Length of Service | Months Since Membership Update | Current Officers Reported **** | Current President Repeated Term | VP Reported ***** | Last Date Reported Service (mm/yyyy) | Account Balance | YTD Donations |
| 87 | STICKNEY FOREST VIEW | 08/27/1952 | Active | 52 | 0 | 0 | 0.00% | 53 | | 1 | Y | | N | 08/2025 | | \$600.00 |
| | Exc Award (06/30/2016, 06/30/2017, 06/30/2018, 06/30/2021, 06/30/2022, 06/30/2023, 06/30/2024) | | | | | | | | | | | | | | | |
| 88 | THE FOREST KALA SAMPATH | 06/07/1928 | Active | 32 | 0 | 0 | 0.00% | 19 | | 5 | Y | | N | 09/2025 | | \$1,100.00 |
| | Exc Award (06/30/2023, 06/30/2025) | | | | | | | | | | | | | | | |
| 89 | THORNTON | 09/23/1950 | Active | 25 | 0 | 0 | 0.00% | 27 | | 5 | Y | | N | 09/2025 | | \$210.00 |
| 90 | TINLEY PARK | 10/12/1949 | Active | 20 | 0 | 0 | 0.00% | 23 | | 2 | Y | | N | 09/2025 | | \$2,500.00 |
| 91 | WESTCHESTER | 02/16/1965 | Active | 11 | 0 | 0 | 0.00% | 12 | | 0 | Y | | N | 09/2025 | | \$208.72 |
| | Exc Award (06/30/2023) | | | | | | | | | | | | | | | |
| 92 | WILLOW SPRINGS | 04/27/1954 | Active | 45 | 0 | 0 | 0.00% | 44 | | 1 | Y | 2 | N | 07/2025 | | \$2,000.00 |
| | Exc Award (06/30/2017, 06/30/2018, 06/30/2019, 06/30/2021, 06/30/2023, 06/30/2024) | | | | | | | | | | | | | | | |
| 143691 | Willow Springs Lioness | 12/04/2020 | Active | 24 | 0 | 0 | 0.00% | 24 | | 1 | Y | 6 | R | 09/2025 | | |
| 93 | WORTH | 10/28/1953 | Active | 33 | 0 | 0 | 0.00% | 38 | | 3 | Y | | | 09/2025 | | |
| | Exc Award (06/30/2022) | | | | | | | | | | | | | | | |

Clubs Cancelled Previous Fiscal Year – Clubs Cancelled within last 12 months may be reinstated

| Club Number | Club Name | Charter Date | Current Status* | Cancellation Date |
|-------------|----------------------------|--------------|-----------------|-------------------|
| 135017 | Chicago Argentine American | 06/27/2018 | Cancelled(8*) | 06/29/2025 |
| 58320 | CHICAGO BRONZEVILLE | 05/17/1996 | Cancelled(6*) | 12/30/2024 |
| 130882 | Chicago Eagles Wings | 05/08/2017 | Cancelled(8*) | 01/31/2025 |
| 49 | CHICAGO UPTOWN | 03/17/1921 | Cancelled(6*) | 06/29/2025 |

| Current Total Clubs Count | YTD New Clubs Count | YTD Cancelled Clubs Count | YTD Net Club Gain | Current Total Members Count | YTD Add | YTD Drop | YTD Net Growth | YTD Net Growth % | Member Count 12 Months Ago | Average Member Count Per Club | % of Clubs with less than 20 members | % No Officer Report in 12 Months | % of Clubs with balance 90+ days | Number of Clubs in Status Quo | % Status Quo Clubs in Financial Suspension | Number of Cancelled Clubs | Average Cancelled Club Age | Members Lost Due to Cancellation | % of Clubs Cancelled for Non-Financial Reasons |
|---------------------------|---------------------|---------------------------|-------------------|-----------------------------|---------|----------|----------------|------------------|----------------------------|-------------------------------|--------------------------------------|----------------------------------|----------------------------------|-------------------------------|--|---------------------------|----------------------------|----------------------------------|--|
| 68 | 0 | 0 | 0 | 1,788 | 52 | 67 | -15 | -0.83% | 1,727 | 26 | 49% | 0% | 18% | 0 | 0% | 0 | 0 | 0 | 0% |




Club Health Assessment for District 1 A through September 2025

| | | | Status | Membership | | | | | Reports | | | | | Finance | LCIF | |
|-------------|-----------|--------------|-------------------------------------|-------------------------|-------------------|---------------------|---------------------|-------------------------|---------------------------------------|--------------------------------|--------------------------------|---------------------------------|-------------------|--------------------------------------|-----------------|---------------|
| Club Number | Club Name | Charter Date | Times in Status Quo in Past 2 Years | Current Member Count ** | YTD Members Added | YTD Members Dropped | YTD Net Growth% *** | Member Count 1 Year Ago | Dropped Members Avg.Length of Service | Months Since Membership Update | Current Officers Reported **** | Current President Repeated Term | VP Reported ***** | Last Date Reported Service (mm/yyyy) | Account Balance | YTD Donations |

* - P - Priority Club. Cancellation Reasons: 1-Objectives/conduct, 2-Non-active club, 5-Non-existing club, 6-Disbanding, 7-Merger, 8-Financial Suspension, 9-District/Multiple District Dues.
** Red denotes below 15 active members.
*** Red denotes 20% + loss.
**** Y - all 3 (President, Secretary, Treasurer) club officers reported, N - not all 3 reported.
***** Abbreviation: N-New, IP-Immediate Past, R-Repeat.




Club Health Assessment for District 1 BK through September 2025

|  | | | Status | Membership | | | | | Reports | | | | Finance | LCIF | | |
|--|-------------|--------------|-------------------------------------|-------------------------|-------------------|---------------------|---------------------|-------------------------|---------------------------------------|--------------------------------|--------------------------------|---------------------------------|-------------------|--------------------------------------|-----------------|---------------|
| Club Number | Club Name | Charter Date | Times in Status Quo in Past 2 Years | Current Member Count ** | YTD Members Added | YTD Members Dropped | YTD Net Growth% *** | Member Count 1 Year Ago | Dropped Members Avg.Length of Service | Months Since Membership Update | Current Officers Reported **** | Current President Repeated Term | VP Reported ***** | Last Date Reported Service (mm/yyyy) | Account Balance | YTD Donations |
| Clubs more than two years old | | | | | | | | | | | | | | | | |
| 96 | ASHKUM | 05/11/1965 | Active | 35 | 0 | 0 | 0.00% | 38 | | 7 | Y | 2 | N | 07/2022 | | |
| 40403 | BEECHER | 10/26/1981 | Active | 40 | 7 | 0 | 21.21% | 26 | | 0 | Y | 4 | | 09/2025 | | \$200.00 |
| Exc Award (06/30/2018, 06/30/2025) | | | | | | | | | | | | | | | | |
| 577 | BELLFLOWER | 06/27/1958 | Active | 23 | 0 | 0 | 0.00% | 23 | | 15 | N | None | | 03/2024 | | |
| 98 | BOLINGBROOK | 11/03/1966 | Active | 58 | 0 | 7 | -10.77% | 67 | 13 | 2 | Y | | R | 09/2025 | | |
| Exc Award (06/30/2018, 06/30/2022) | | | | | | | | | | | | | | | | |
| 99 | BONFIELD | 06/28/1967 | Active | 30 | 3 | 0 | 11.11% | 26 | | 0 | Y | 3 | | 06/2025 | | |
| 100 | BRADLEY | 09/10/1946 | Active | 31 | 3 | 1 | 6.90% | 30 | 3 | 1 | Y | | N | 09/2025 | | |
| 101 | BRAIDWOOD | 02/24/1969 | Active | 24 | 0 | 0 | 0.00% | 26 | | 4 | Y | 3 | R | 08/2025 | | |
| 102 | BUCKLEY | 10/18/1955 | Active | 23 | 0 | 0 | 0.00% | 25 | | 11 | Y | | N | 03/2025 | | |
| 103 | CHANNAHON | 01/22/1969 | Active | 14 | 0 | 1 | -6.67% | 10 | 10 | 0 | Y | 4 | R | 05/2025 | | |
| Exc Award (06/30/2016) | | | | | | | | | | | | | | | | |
| 104 | CHEBANSE | 05/20/1955 | Active | 19 | 2 | 0 | 11.76% | 16 | | 1 | Y | | N | 01/2024 | | |
| 583 | COAL CITY | 01/13/1949 | Active | 19 | 0 | 0 | 0.00% | 20 | | 2 | Y | 6 | | 09/2024 | | |
| 584 | CORNELL | 05/05/1972 | Active | 31 | 0 | 0 | 0.00% | 28 | | 3 | Y | | N | 07/2025 | | |
| 106 | CREST HILL | 09/27/1962 | Active | 30 | 0 | 1 | -3.23% | 27 | 6 | 0 | Y | | R | 09/2019 | | |
| 107 | CRETE | 12/07/1939 | Active | 47 | 0 | 0 | 0.00% | 40 | | 1 | Y | 3 | | 09/2025 | | |
| Exc Award (06/30/2021) | | | | | | | | | | | | | | | | |
| 585 | DANVERS | 04/10/1958 | Active | 48 | 0 | 0 | 0.00% | 48 | | 3 | N | None | | 05/2023 | | |
| 586 | DWIGHT | 12/23/1947 | Active(1) | 30 | 0 | 0 | 0.00% | 32 | | 3 | Y | 2 | | 07/2021 | 90+ Days | |
| 587 | EARLVILLE | 09/27/1955 | Active | 35 | 2 | 1 | 2.94% | 35 | 3 | 2 | Y | 2 | N | 07/2025 | | |
| 588 | FAIRBURY | 10/10/1956 | Active | 18 | 0 | 0 | 0.00% | 18 | | 6 | Y | 2 | N | 07/2025 | | \$2,100.00 |
| 589 | FLANAGAN | 03/04/1960 | Active | 12 | 0 | 0 | 0.00% | 12 | | 15 | Y | 8 | | 04/2025 | | |
| 111 | FRANKFORT | 12/28/1940 | Active | 77 | 2 | 1 | 1.32% | 72 | 4 | 0 | Y | 2 | R | 09/2025 | | \$2,000.00 |
| Exc Award (06/30/2018, 06/30/2019, 06/30/2022) | | | | | | | | | | | | | | | | |
| 591 | GARDNER | 11/09/1948 | Active | 10 | 0 | 0 | 0.00% | 10 | | 13 | Y | | R | 07/2022 | | |
| 592 | GIBSON CITY | 04/12/1922 | Active | 49 | 0 | 0 | 0.00% | 45 | | 0 | Y | | N | 08/2025 | | |
| 115 | HERSCHER | 04/29/1965 | Active | 29 | 2 | 0 | 7.41% | 26 | | 0 | Y | 7 | R | 09/2025 | 90+ Days | |




Club Health Assessment for District 1 BK through September 2025

|  | | | Status | Membership | | | | | Reports | | | | Finance | | LCIF | | | |
|--|-------------|--------------|-------------------------------------|-------------------------|-------------------|---------------------|---------------------|-------------------------|---------------------------------------|--------------------------------|--------------------------------|---------------------------------|-------------------|--------------------------------------|-----------------|---------------|----------|---------|
| Club Number | Club Name | Charter Date | Times in Status Quo in Past 2 Years | Current Member Count ** | YTD Members Added | YTD Members Dropped | YTD Net Growth% *** | Member Count 1 Year Ago | Dropped Members Avg.Length of Service | Months Since Membership Update | Current Officers Reported **** | Current President Repeated Term | VP Reported ***** | Last Date Reported Service (mm/yyyy) | Account Balance | YTD Donations | | |
| 594 | HUDSON | 04/13/1964 | Active | 19 | 0 | 0 | 0.00% | 20 | | 9 | N | None | | 07/2021 | | \$200.00 | | |
| Exc Award (06/30/2017, 06/30/2018) | | | | | | | | | | | | | | | | | | |
| 117 | JOLIET NOON | 01/19/1921 | Active | 35 | 0 | 0 | 0.00% | 31 | | 3 | Y | | | 09/2025 | | | | |
| Exc Award (06/30/2024) | | | | | | | | | | | | | | | | | | |
| 30089 | LA MOILLE | 01/09/1975 | Active | 35 | 0 | 0 | 0.00% | 30 | | 3 | N | | N | | | | | |
| 597 | LELAND | 10/23/1956 | Active | 15 | 0 | 0 | 0.00% | 14 | | 5 | Y | 2 | N | 02/2023 | | | | |
| 120 | LEMONT | 06/07/1962 | Active | 105 | 4 | 0 | 3.96% | 98 | | 0 | Y | | N | 09/2025 | | | | |
| Exc Award (06/30/2016, 06/30/2018, 06/30/2021, 06/30/2023, 06/30/2024) | | | | | | | | | | | | | | | | | | |
| 122 | LOCKPORT | 04/27/1939 | Active | 23 | 1 | 4 | -11.54% | 26 | 17 | 0 | Y | | IP | | | | 90+ Days | \$50.00 |
| 598 | LONG POINT | 04/12/1966 | Active | 9 | 0 | 0 | 0.00% | 9 | | 32 | N | None | | | | | | |
| 41441 | MALDEN | 06/21/1982 | Active | 26 | 0 | 1 | -3.70% | 27 | 28 | 0 | N | | | 05/2025 | | \$2,000.00 | | |
| Exc Award (06/30/2023) | | | | | | | | | | | | | | | | | | |
| 599 | MARSEILLES | 01/31/1956 | Active | 82 | 1 | 0 | 1.23% | 94 | | 2 | Y | | N | 07/2023 | | | | |
| Exc Award (06/30/2016) | | | | | | | | | | | | | | | | | | |
| 125 | MARTINTON | 10/23/1957 | Active | 13 | 0 | 0 | 0.00% | 13 | | 32 | N | None | | | | | | |
| 601 | MENDOTA | 11/15/1938 | Active | 54 | 1 | 0 | 1.89% | 52 | | 2 | Y | 2 | R | 09/2025 | | | | |
| 126 | MILFORD | 12/04/1951 | Active(1) | 10 | 0 | 0 | 0.00% | 9 | | 4 | Y | 11 | | 04/2021 | | | | |
| 602 | MINOOKA | 11/30/1955 | Active | 95 | 2 | 0 | 2.15% | 98 | | 1 | Y | | | 08/2024 | | | | |
| 127 | MOKENA | 11/05/1952 | Active | 52 | 0 | 0 | 0.00% | 51 | | 3 | Y | 2 | N | 08/2024 | | | | |
| Exc Award (06/30/2016) | | | | | | | | | | | | | | | | | | |
| 603 | MORRIS | 03/31/1938 | Active | 33 | 0 | 0 | 0.00% | 37 | | 3 | Y | | N | 08/2025 | | | | |
| Exc Award (06/30/2016, 06/30/2018) | | | | | | | | | | | | | | | | | | |
| 129 | NEW LENOX | 08/25/1948 | Active | 31 | 0 | 0 | 0.00% | 32 | | 4 | Y | 2 | N | 06/2025 | | | | |
| 604 | NORMAL | 06/22/1965 | Active | 19 | 0 | 0 | 0.00% | 19 | | 5 | Y | 3 | R | 09/2025 | | | | |
| Exc Award (06/30/2020) | | | | | | | | | | | | | | | | | | |
| 130 | ONARGA | 02/12/1931 | Active | 28 | 0 | 0 | 0.00% | 29 | | 5 | Y | | N | 09/2025 | | | | |
| Exc Award (06/30/2023, 06/30/2024) | | | | | | | | | | | | | | | | | | |
| 606 | OSWEGO | 01/13/1948 | Active | 9 | 0 | 0 | 0.00% | 9 | | 5 | Y | 6 | | 10/2019 | | | | |
| Exc Award (06/30/2018) | | | | | | | | | | | | | | | | | | |
| 607 | OTTAWA | 09/25/1936 | Active | 19 | 1 | 0 | 5.56% | 20 | | 0 | Y | 8 | | 03/2019 | | | | |
| Exc Award (06/30/2016) | | | | | | | | | | | | | | | | | | |



Club Health Assessment for District 1 BK through September 2025

|  | | | Status | Membership | | | | | | Reports | | | | Finance | LCIF | |
|--|----------------------|--------------|-------------------------------------|-------------------------|-------------------|---------------------|---------------------|-------------------------|---------------------------------------|--------------------------------|--------------------------------|---------------------------------|-------------------|--------------------------------------|-----------------|---------------|
| Club Number | Club Name | Charter Date | Times in Status Quo in Past 2 Years | Current Member Count ** | YTD Members Added | YTD Members Dropped | YTD Net Growth% *** | Member Count 1 Year Ago | Dropped Members Avg.Length of Service | Months Since Membership Update | Current Officers Reported **** | Current President Repeated Term | VP Reported ***** | Last Date Reported Service (mm/yyyy) | Account Balance | YTD Donations |
| 132 | PLAINFIELD | 11/22/1948 | Active | 94 | 2 | 2 | 0.00% | 95 | 2 | 0 | Y | | N | 04/2023 | 90+ Days | \$1,000.00 |
| 613 | PRINCETON | 10/14/1925 | Active | 17 | 0 | 0 | 0.00% | 18 | | 3 | Y | | IP | 04/2025 | | |
| Exc Award (06/30/2016) | | | | | | | | | | | | | | | | |
| 108163 | ROCKDALE | 04/20/2010 | Active | 3 | 0 | 0 | 0.00% | 3 | | 2 | N | None | | 05/2019 | 90+ Days | \$145.00 |
| 617 | SERENA | 02/06/1964 | Active | 31 | 0 | 0 | 0.00% | 32 | | 1 | Y | | R | 09/2025 | | |
| Exc Award (06/30/2016) | | | | | | | | | | | | | | | | |
| 618 | SHEFFIELD | 09/24/1951 | Active | 20 | 0 | 0 | 0.00% | 18 | | 5 | Y | 6 | R | 07/2025 | | |
| 135 | SHOREWOOD | 10/23/1963 | Active(1) | 13 | 0 | 0 | 0.00% | 16 | | 5 | Y | 8 | R | 06/2025 | | |
| 621 | SPRING VALLEY | 07/13/1938 | Active | 8 | 0 | 0 | 0.00% | 8 | | 3 | Y | 5 | R | 02/2024 | | |
| 623 | STREATOR | 02/05/1953 | Active | 26 | 0 | 0 | 0.00% | 21 | | 3 | N | | | 06/2025 | | |
| 62004 | STREATOR HARDCRABBLE | 05/27/1999 | Active | 17 | 1 | 0 | 6.25% | 14 | | 0 | Y | | IP | 09/2025 | | |
| Exc Award (06/30/2020, 06/30/2021) | | | | | | | | | | | | | | | | |
| 29988 | TOWANDA | 12/10/1974 | Active | 21 | 0 | 0 | 0.00% | 20 | | 2 | Y | | N | 10/2017 | | |
| 625 | WASHBURN | 06/03/1931 | Active | 14 | 0 | 0 | 0.00% | 14 | | 21 | Y | 8 | | 04/2019 | 90+ Days | |
| 137 | WATSEKA | 03/07/1938 | Active | 22 | 0 | 0 | 0.00% | 22 | | 23 | N | None | | 07/2022 | 90+ Days | |
| 138 | WELLINGTON | 06/20/1967 | Active | 4 | 0 | 0 | 0.00% | 4 | | 10 | N | 8 | | | | |
| 139 | WILMINGTON | 07/28/1953 | Active | 12 | 0 | 0 | 0.00% | 8 | | 3 | Y | 2 | N | 12/2024 | | |
| 626 | YORKVILLE | 01/16/1939 | Active | 18 | 0 | 0 | 0.00% | 17 | | 9 | Y | 3 | | 05/2025 | | |

Clubs Cancelled Previous Fiscal Year – Clubs Cancelled within last 12 months may be reinstated

| Club Number | Club Name | Charter Date | Current Status* | Cancellation Date |
|-------------|-----------|--------------|-----------------|-------------------|
| 128 | MOMENCE | 04/30/1945 | Cancelled(6*) | 06/29/2025 |

| Current Total Clubs Count | YTD New Clubs Count | YTD Cancelled Clubs Count | YTD Net Club Gain | Current Total Members Count | YTD Add | YTD Drop | YTD Net Growth | YTD Net Growth % | Member Count 12 Months Ago | Average Member Count Per Club | % of Clubs with less than 20 members | % No Officer Report in 12 Months | % of Clubs with balance 90+ days | Number of Clubs in Status Quo | % Status Quo Clubs in Financial Suspension | Number of Cancelled Clubs | Average Cancelled Club Age | Members Lost Due to Cancellation | % of Clubs Cancelled for Non-Financial Reasons |
|---------------------------|---------------------|---------------------------|-------------------|-----------------------------|---------|----------|----------------|------------------|----------------------------|-------------------------------|--------------------------------------|----------------------------------|----------------------------------|-------------------------------|--|---------------------------|----------------------------|----------------------------------|--|
| 58 | 0 | 0 | 0 | 1,764 | 34 | 19 | 15 | 0.86% | 1,728 | 30 | 40% | 5% | 12% | 0 | 0% | 0 | 0 | 0 | 0% |



Club Health Assessment for District 1 BK through September 2025

| | | | Status | | Membership | | | | | Reports | | | | | Finance | LCIF |
|-------------|-----------|--------------|-------------------------------------|-------------------------|-------------------|---------------------|---------------------|-------------------------|---------------------------------------|--------------------------------|--------------------------------|---------------------------------|-------------------|--------------------------------------|-----------------|---------------|
| Club Number | Club Name | Charter Date | Times in Status Quo in Past 2 Years | Current Member Count ** | YTD Members Added | YTD Members Dropped | YTD Net Growth% *** | Member Count 1 Year Ago | Dropped Members Avg.Length of Service | Months Since Membership Update | Current Officers Reported **** | Current President Repeated Term | VP Reported ***** | Last Date Reported Service (mm/yyyy) | Account Balance | YTD Donations |

* - P - Priority Club. Cancellation Reasons: 1-Objectives/conduct, 2-Non-active club, 5-Non-existing club, 6-Disbanding, 7-Merger, 8-Financial Suspension, 9-District/Multiple District Dues.
** Red denotes below 15 active members.
*** Red denotes 20% + loss.
**** Y - all 3 (President, Secretary, Treasurer) club officers reported, N - not all 3 reported.
***** Abbreviation: N-New, IP-Immediate Past, R-Repeat.



Club Health Assessment for District 1 CN through September 2025

| | | | Status | Membership | | | | | | Reports | | | | Finance | LCIF | |
|-------------------------------|--------------------------------|--------------|-------------------------------------|-------------------------|-------------------|---------------------|---------------------|-------------------------|---------------------------------------|--------------------------------|--------------------------------|---------------------------------|-------------------|--------------------------------------|-----------------|---------------|
| Club Number | Club Name | Charter Date | Times in Status Quo in Past 2 Years | Current Member Count ** | YTD Members Added | YTD Members Dropped | YTD Net Growth% *** | Member Count 1 Year Ago | Dropped Members Avg.Length of Service | Months Since Membership Update | Current Officers Reported **** | Current President Repeated Term | VP Reported ***** | Last Date Reported Service (mm/yyyy) | Account Balance | YTD Donations |
| Clubs more than two years old | | | | | | | | | | | | | | | | |
| 146 | BREESE | 09/17/1936 | Active | 40 | 0 | 1 | -2.44% | 43 | 3 | 0 | Y | | N | 11/2023 | | \$1,000.00 |
| 149 | CARLYLE | 08/21/1936 | Active | 26 | 0 | 0 | 0.00% | 26 | | 13 | N | None | | 02/2024 | 90+ Days | |
| 150 | CARMI | 05/28/1952 | Active | 25 | 0 | 0 | 0.00% | 31 | | 3 | Y | | N | 09/2023 | | |
| 156 | CENTRAL CITY CENTRALIA | 10/06/1965 | Active | 38 | 5 | 1 | 11.76% | 35 | 0 | 1 | Y | | N | 09/2025 | | |
| 134387 | Central City Lioness | 04/13/2018 | Active | 30 | 0 | 2 | -6.25% | 38 | 2 | 1 | Y | 2 | N | 08/2025 | | |
| 162 | COLLINSVILLE | 02/20/1923 | Active | 23 | 1 | 0 | 4.55% | 21 | | 1 | Y | 2 | R | 12/2022 | | |
| 42507 | COLLINSVILLE MARYVILLE EVENING | 04/15/1983 | Active | 32 | 0 | 1 | -3.03% | 37 | 7 | 1 | Y | 2 | R | 08/2025 | | |
| 163 | COLUMBIA | 07/17/1952 | Active | 21 | 0 | 0 | 0.00% | 21 | | 17 | N | None | | 10/2023 | | |
| 144733 | Columbia 21st Century | 12/30/2020 | Active | 18 | 0 | 0 | 0.00% | 25 | | 3 | N | None | | 09/2025 | | |
| 102544 | DUPO EAST CARONDELET | 06/23/2008 | Active | 12 | 0 | 0 | 0.00% | 12 | | 5 | N | None | | 04/2018 | 90+ Days | |
| 173 | FAIRFIELD | 12/12/1938 | Active | 11 | 0 | 4 | -26.67% | 15 | 6 | 1 | Y | 5 | | 08/2025 | 90+ Days | |
| 187 | LEBANON | 07/21/1950 | Active | 25 | 3 | 0 | 13.64% | 21 | | 0 | N | 2 | R | 08/2025 | | \$60.00 |
| Exc Award (06/30/2018) | | | | | | | | | | | | | | | | |
| 192 | MASCOUTAH | 02/23/1952 | Active | 37 | 0 | 0 | 0.00% | 35 | | 3 | Y | | N | 07/2020 | | |
| 38541 | MASCOUTAH NOON | 06/09/1980 | Active | 45 | 0 | 0 | 0.00% | 45 | | 18 | Y | | N | 08/2017 | | |
| 195 | MOUNT CARMEL | 07/30/1952 | Active | 21 | 0 | 0 | 0.00% | 24 | | 3 | N | None | | 12/2023 | | |
| 196 | MOUNT VERNON | 01/14/1924 | Active | 24 | 0 | 0 | 0.00% | 23 | | 3 | Y | 2 | R | 12/2014 | | |
| 198 | NASHVILLE | 05/31/1938 | Active | 84 | 1 | 1 | 0.00% | 87 | 4 | 2 | Y | | N | 06/2025 | | |
| 200 | NEW BADEN | 11/22/1951 | Active | 17 | 0 | 0 | 0.00% | 18 | | 5 | Y | 2 | N | 08/2025 | | |
| 201 | NOBLE | 05/04/1938 | Active | 22 | 0 | 0 | 0.00% | 21 | | 5 | Y | 3 | | 08/2025 | | |
| 30312 | O'FALLON/FAIRVIEW HEIGHTS | 03/06/1975 | Active | 21 | 0 | 0 | 0.00% | 21 | | 0 | Y | 7 | | 04/2024 | 90+ Days | \$550.00 |
| 203 | OKAWVILLE | 09/04/1930 | Active | 60 | 2 | 2 | 0.00% | 58 | 26 | 0 | Y | | N | 09/2025 | | \$2,000.00 |
| 211 | SALEM | 02/19/1936 | Active(1) | 52 | 0 | 0 | 0.00% | 58 | | 0 | Y | | N | 08/2025 | 90+ Days | |
| 33809 | SMITHTON | 05/18/1977 | Active | 2 | 0 | 0 | 0.00% | 2 | | 3 | Y | 4 | | 09/2025 | | |
| 210 | ST JACOB | 10/26/1965 | Active | 125 | 0 | 0 | 0.00% | 121 | | 4 | Y | | N | 01/2023 | | |
| 218 | SUMMERFIELD | 06/27/1966 | Active | 3 | 0 | 1 | -25.00% | 5 | 0 | 0 | Y | 2 | | 05/2015 | | |



Club Health Assessment for District 1 CN through September 2025

INTERNATIONAL

| Club Number | Club Name | Charter Date | Status | Membership | | | | | | Reports | | | | Finance | LCIF | |
|-------------|-----------|--------------|-------------------------------------|-------------------------|-------------------|---------------------|---------------------|-------------------------|---------------------------------------|--------------------------------|--------------------------------|---------------------------------|-------------------|--------------------------------------|-----------------|---------------|
| | | | Times in Status Quo in Past 2 Years | Current Member Count ** | YTD Members Added | YTD Members Dropped | YTD Net Growth% *** | Member Count 1 Year Ago | Dropped Members Avg.Length of Service | Months Since Membership Update | Current Officers Reported **** | Current President Repeated Term | VP Reported ***** | Last Date Reported Service (mm/yyyy) | Account Balance | YTD Donations |
| 222 | TROY | 06/24/1938 | Active | 17 | 0 | 0 | 0.00% | 18 | | 9 | Y | 3 | | 02/2024 | | |
| 35512 | VALMEYER | 05/08/1978 | Active | 26 | 0 | 1 | -3.70% | 30 | 8 | 0 | Y | 4 | | 09/2025 | | |
| 223 | WATERLOO | 12/20/1951 | Active | 55 | 3 | 3 | 0.00% | 46 | 5 | 0 | Y | | N | 09/2025 | | \$5,140.00 |

Clubs Cancelled Previous Fiscal Year – Clubs Cancelled within last 12 months may be reinstated

| Club Number | Club Name | Charter Date | Current Status* | Cancellation Date |
|-------------|----------------------------|--------------|-----------------|-------------------|
| 102555 | EAST SAINT LOUIS | 06/26/2008 | Cancelled(6*) | 06/29/2025 |
| 177 | GRAYVILLE | 08/22/1938 | Cancelled(6*) | 11/30/2024 |
| 33810 | SWANSEA-BELLEVILLE MIDTOWN | 05/11/1977 | Cancelled(6*) | 06/29/2025 |

| Current Total Clubs Count | YTD New Clubs Count | YTD Cancelled Clubs Count | YTD Net Club Gain | Current Total Members Count | YTD Add | YTD Drop | YTD Net Growth | YTD Net Growth % | Member Count 12 Months Ago | Average Member Count Per Club | % of Clubs with less than 20 members | % No Officer Report in 12 Months | % of Clubs with balance 90+ days | Number of Clubs in Status Quo | % Status Quo Clubs in Financial Suspension | Number of Cancelled Clubs | Average Cancelled Club Age | Members Lost Due to Cancellation | % of Clubs Cancelled for Non-Financial Reasons |
|---------------------------|---------------------|---------------------------|-------------------|-----------------------------|---------|----------|----------------|------------------|----------------------------|-------------------------------|--------------------------------------|----------------------------------|----------------------------------|-------------------------------|--|---------------------------|----------------------------|----------------------------------|--|
| 28 | 0 | 0 | 0 | 912 | 15 | 17 | -2 | -0.22% | 937 | 33 | 25% | 11% | 18% | 0 | 0% | 0 | 0 | 0 | 0% |

* - P - Priority Club. Cancellation Reasons: 1-Objectives/conduct, 2-Non-active club, 5-Non-existing club, 6-Disbanding, 7-Merger, 8-Financial Suspension, 9-District/Multiple District Dues.

** Red denotes below 15 active members.


*** Red denotes 20% + loss.

**** Y - all 3 (President, Secretary, Treasurer) club officers reported, N - not all 3 reported.

***** Abbreviation: N-New, IP-Immediate Past, R-Repeat.




Club Health Assessment for District 1 CS through September 2025

|  | | | Status | Membership | | | | | Reports | | | | | Finance | LCIF | |
|--|---------------------------|--------------|-------------------------------------|-------------------------|-------------------|---------------------|---------------------|-------------------------|---------------------------------------|--------------------------------|--------------------------------|---------------------------------|-------------------|--------------------------------------|-----------------|---------------|
| Club Number | Club Name | Charter Date | Times in Status Quo in Past 2 Years | Current Member Count ** | YTD Members Added | YTD Members Dropped | YTD Net Growth% *** | Member Count 1 Year Ago | Dropped Members Avg.Length of Service | Months Since Membership Update | Current Officers Reported **** | Current President Repeated Term | VP Reported ***** | Last Date Reported Service (mm/yyyy) | Account Balance | YTD Donations |
| Clubs more than two years old | | | | | | | | | | | | | | | | |
| 145 | BENTON | 03/12/1935 | Active | 30 | 1 | 0 | 3.45% | 26 | | 0 | Y | 8 | | 12/2018 | | |
| 148 | CARBONDALE | 07/15/1921 | Active | 41 | 0 | 0 | 0.00% | 42 | | 3 | Y | 2 | N | 02/2024 | | |
| 152 | CARTERVILLE | 05/18/1922 | Active | 31 | 1 | 0 | 3.33% | 29 | | 2 | Y | | N | 04/2024 | 90+ Days | |
| 158 | CHESTER | 04/20/1936 | Active | 22 | 2 | 0 | 10.00% | 15 | | 2 | Y | 2 | R | 07/2025 | | \$25.00 |
| 159 | CHRISTOPHER | 02/07/1924 | Active | 27 | 1 | 3 | -6.90% | 28 | 18 | 0 | Y | | N | 09/2025 | 90+ Days | |
| Exc Award (06/30/2024) | | | | | | | | | | | | | | | | |
| 161 | COBDEN | 04/21/1938 | Active | 36 | 0 | 0 | 0.00% | 36 | | 27 | Y | | | 12/2023 | | |
| 165 | DESOTO | 06/19/1970 | Active | 16 | 0 | 0 | 0.00% | 17 | | 11 | Y | 11 | | | | |
| 167 | DU QUOIN | 03/10/1936 | Active | 15 | 7 | 1 | 66.67% | 9 | 14 | 0 | Y | 10 | | | | |
| 170 | ELDORADO | 11/23/1922 | Active | 22 | 1 | 0 | 4.76% | 24 | | 1 | Y | | N | 08/2025 | | |
| Exc Award (06/30/2023) | | | | | | | | | | | | | | | | |
| 176 | GALATIA | 03/09/1973 | Active(1) | 16 | 0 | 0 | 0.00% | 19 | | 4 | Y | 21 | | 03/2018 | 90+ Days | |
| 47941 | HARRISBURG TOWN & COUNTRY | 12/14/1987 | Active | 14 | 0 | 0 | 0.00% | 17 | | 2 | Y | 2 | R | 07/2025 | | |
| 179 | HERRIN-ENERGY | 06/06/1922 | Active | 12 | 0 | 0 | 0.00% | 12 | | 5 | Y | | N | 05/2024 | | |
| 66804 | JOHNSTON CITY | 11/05/2002 | Active | 14 | 0 | 0 | 0.00% | 12 | | 4 | Y | 3 | R | 08/2025 | | |
| 188 | LENZBURG | 03/14/1963 | Active | 6 | 0 | 0 | 0.00% | 6 | | 14 | Y | 10 | | | | |
| 190 | MARION | 04/24/1923 | Active | 21 | 1 | 9 | -27.59% | 31 | 26 | 0 | Y | 7 | R | 09/2025 | | |
| 193 | METROPOLIS | 01/24/1941 | Active | 14 | 0 | 0 | 0.00% | 15 | | 2 | Y | 2 | R | 05/2021 | | |
| 194 | MOUNDS | 11/02/1959 | Active | 18 | 1 | 0 | 5.88% | 16 | | 0 | Y | 5 | | 07/2025 | | \$300.00 |
| Exc Award (06/30/2018) | | | | | | | | | | | | | | | | |
| 199 | NEW ATHENS | 12/20/1951 | Active | 9 | 0 | 0 | 0.00% | 9 | | 4 | Y | 6 | | 02/2020 | 90+ Days | |
| 206 | RED BUD | 05/06/1935 | Active | 48 | 1 | 1 | 0.00% | 43 | 22 | 0 | Y | | | 10/2018 | | |
| 216 | SPARTA | 05/15/1939 | Active | 40 | 0 | 0 | 0.00% | 41 | | 3 | Y | | N | 09/2025 | 90+ Days | |
| Exc Award (06/30/2024) | | | | | | | | | | | | | | | | |
| 217 | STEELEVILLE | 05/04/1936 | Active | 10 | 0 | 0 | 0.00% | 10 | | 18 | Y | 2 | N | 08/2025 | | |
| 221 | TRICO | 04/14/1955 | Active | 12 | 0 | 0 | 0.00% | 10 | | 4 | Y | 2 | | | | |
| 224 | WEST FRANKFORT | 10/19/1922 | Active | 26 | 0 | 0 | 0.00% | 30 | | 3 | Y | | N | 09/2025 | | |



Club Health Assessment for District 1 CS through September 2025

| <div>International Club of Presidents</div> | | | | | | Status | | Membership | | | | | Reports | | | | Finance | | LCIF |
|---|---------------------|---------------------------|-------------------|-----------------------------|---------|-------------------------------------|----------------|-------------------------|----------------------------|-------------------------------|--------------------------------------|----------------------------------|---------------------------------------|--------------------------------|--|---------------------------------|----------------------------|--------------------------------------|--|
| | | | | | | Times in Status Quo in Past 2 Years | | Current Member Count ** | YTD Members Added | YTD Members Dropped | YTD Net Growth*** | Member Count 1 Year Ago | Dropped Members Avg.Length of Service | Months Since Membership Update | Current Officers Reported **** | Current President Repeated Term | VP Reported ***** | Last Date Reported Service (mm/yyyy) | Account Balance |
| Club Number | Club Name | | Charter Date | | | | | | | | | | | | | | | | |
| Current Total Clubs Count | YTD New Clubs Count | YTD Cancelled Clubs Count | YTD Net Club Gain | Current Total Members Count | YTD Add | YTD Drop | YTD Net Growth | YTD Net Growth % | Member Count 12 Months Ago | Average Member Count Per Club | % of Clubs with less than 20 members | % No Officer Report in 12 Months | % of Clubs with balance 90+ days | Number of Clubs in Status Quo | % Status Quo Clubs in Financial Suspension | Number of Cancelled Clubs | Average Cancelled Club Age | Members Lost Due to Cancellation | % of Clubs Cancelled for Non-Financial Reasons |
| 23 | 0 | 0 | 0 | 500 | 16 | 14 | 2 | 0.40% | 497 | 22 | 52% | 0% | 22% | 0 | 0% | 0 | 0 | 0 | 0% |

* - P - Priority Club. Cancellation Reasons: 1-Objectives/conduct, 2-Non-active club, 5-Non-existing club, 6-Disbanding, 7-Merger, 8-Financial Suspension, 9-District/Multiple District Dues.

** Red denotes below 15 active members.

*** Red denotes 20% + loss.

**** Y - all 3 (President, Secretary, Treasurer) club officers reported, N - not all 3 reported.

***** Abbreviation: N-New, IP-Immediate Past, R-Repeat.



Club Health Assessment for District 1 D through September 2025

| | | | Status | Membership | | | | | | Reports | | | | Finance | LCIF | |
|-------------------------------|------------------------------------|--------------|-------------------------------------|-------------------------|-------------------|---------------------|---------------------|-------------------------|---------------------------------------|--------------------------------|--------------------------------|---------------------------------|-------------------|--------------------------------------|-----------------|---------------|
| Club Number | Club Name | Charter Date | Times in Status Quo in Past 2 Years | Current Member Count ** | YTD Members Added | YTD Members Dropped | YTD Net Growth% *** | Member Count 1 Year Ago | Dropped Members Avg.Length of Service | Months Since Membership Update | Current Officers Reported **** | Current President Repeated Term | VP Reported ***** | Last Date Reported Service (mm/yyyy) | Account Balance | YTD Donations |
| Clubs less than two years old | | | | | | | | | | | | | | | | |
| 177925 | Rockford 815 | 08/28/2024 | Active | 21 | 0 | 3 | -12.50% | 25 | 1 | 0 | Y | | N | 08/2025 | 90+ Days | |
| Clubs more than two years old | | | | | | | | | | | | | | | | |
| 225 | ALBANY | 05/11/1970 | Active | 20 | 0 | 0 | 0.00% | 20 | | 4 | N | None | | 08/2020 | | |
| 226 | AMBOY | 01/22/1948 | Active | 36 | 1 | 1 | 0.00% | 40 | 12 | 2 | Y | 3 | R | 07/2025 | | |
| | Exc Award (06/30/2019) | | | | | | | | | | | | | | | |
| 227 | APPLE RIVER | 03/07/1946 | Active | 36 | 2 | 0 | 5.88% | 35 | | 0 | N | | | 10/2019 | | |
| 229 | BELVIDERE | 04/16/1946 | Active | 44 | 0 | 0 | 0.00% | 43 | | 1 | Y | | N | 05/2025 | 90+ Days | |
| | Exc Award (06/30/2019, 06/30/2023) | | | | | | | | | | | | | | | |
| 230 | BYRON | 05/20/1960 | Active | 35 | 0 | 0 | 0.00% | 42 | | 3 | Y | 12 | R | 10/2015 | | |
| 231 | CAPRON | 03/30/1955 | Active | 30 | 1 | 0 | 3.45% | 27 | | 2 | Y | | R | 08/2025 | | |
| 51571 | CEDARVILLE | 04/25/1991 | Active | 20 | 1 | 2 | -4.76% | 19 | 0 | 2 | Y | 2 | R | 09/2025 | | \$100.00 |
| 232 | CHADWICK | 04/19/1963 | Active | 16 | 1 | 4 | -15.79% | 18 | 2 | 0 | Y | | N | 09/2025 | | |
| 235 | DIXON EVENING | 03/10/1964 | Active | 14 | 0 | 0 | 0.00% | 15 | | 3 | Y | | N | 03/2019 | | |
| 132258 | Dixon Lioness | 07/27/2017 | Active | 23 | 2 | 0 | 9.52% | 21 | | 2 | Y | | R | 03/2023 | | |
| 234 | DIXON NOON | 04/23/1936 | Active | 16 | 0 | 0 | 0.00% | 16 | | 2 | Y | 3 | R | 12/2024 | | \$50.00 |
| 236 | DURAND | 06/29/1973 | Active | 38 | 0 | 0 | 0.00% | 40 | | 0 | Y | | N | 09/2025 | | |
| 237 | EAST DUBUQUE | 06/22/1936 | Active | 28 | 1 | 0 | 3.70% | 26 | | 0 | Y | 4 | | 04/2023 | | |
| 240 | FORRESTON | 05/22/1963 | Active | 24 | 0 | 0 | 0.00% | 26 | | 1 | Y | 4 | R | 12/2021 | | |
| 242 | FREEPORT | 03/26/1936 | Active | 32 | 2 | 0 | 6.67% | 31 | | 0 | Y | | N | 08/2025 | | |
| | Exc Award (06/30/2023) | | | | | | | | | | | | | | | |
| 244 | GALENA | 09/14/1936 | Active | 36 | 2 | 0 | 5.88% | 32 | | 0 | Y | 3 | R | 12/2024 | | |
| 245 | GENOA | 10/28/1952 | Active | 24 | 0 | 0 | 0.00% | 27 | | 5 | Y | | N | 07/2024 | | |
| 38247 | GERMAN VALLEY | 04/28/1980 | Active | 29 | 1 | 0 | 3.57% | 31 | | 0 | N | | N | 09/2025 | | |
| | Exc Award (06/30/2023) | | | | | | | | | | | | | | | |
| 248 | KIRKLAND | 08/04/1948 | Active | 74 | 1 | 0 | 1.37% | 68 | | 0 | Y | | N | 03/2025 | | |
| 249 | LANARK | 06/11/1956 | Active | 42 | 0 | 1 | -2.33% | 43 | 23 | 0 | Y | | N | 09/2025 | | |
| 250 | LEAF RIVER | 03/11/1957 | Active | 18 | 0 | 0 | 0.00% | 20 | | 2 | N | None | N | 08/2025 | | |
| | Exc Award (06/30/2019) | | | | | | | | | | | | | | | |



Club Health Assessment for District 1 D through September 2025

| | | | Status | Membership | | | | | | Reports | | | | Finance | LCIF | | |
|--|-----------------|--------------|-------------------------------------|-------------------------|-------------------|---------------------|---------------------|-------------------------|---------------------------------------|--------------------------------|--------------------------------|---------------------------------|-------------------|--------------------------------------|-----------------|---------------|----------|
| Club Number | Club Name | Charter Date | Times in Status Quo in Past 2 Years | Current Member Count ** | YTD Members Added | YTD Members Dropped | YTD Net Growth% *** | Member Count 1 Year Ago | Dropped Members Avg.Length of Service | Months Since Membership Update | Current Officers Reported **** | Current President Repeated Term | VP Reported ***** | Last Date Reported Service (mm/yyyy) | Account Balance | YTD Donations | |
| 251 | LENA | 06/01/1949 | Active | 71 | 1 | 3 | -2.74% | 77 | 18 | 0 | Y | | N | 08/2025 | 90+ Days | \$500.00 | |
| Exc Award (06/30/2019) | | | | | | | | | | | | | | | | | |
| 252 | LOVES PARK | 10/23/1950 | Active | 28 | 3 | 1 | 7.69% | 26 | 36 | 1 | Y | 2 | R | 06/2025 | | | |
| 122671 | MACKTOWN | 06/30/2014 | Active | 5 | 0 | 0 | 0.00% | 5 | | 27 | N | None | | 05/2019 | | | |
| 256 | MORRISON | 09/29/1938 | Active | 22 | 0 | 1 | -4.35% | 24 | 17 | 1 | Y | 2 | R | 09/2025 | | | |
| 257 | MOUNT CARROLL | 04/16/1948 | Active | 37 | 1 | 0 | 2.78% | 35 | | 0 | Y | 2 | R | 09/2025 | | | |
| 122012 | Orangeville | 04/28/2014 | Active | 27 | 7 | 1 | 28.57% | 24 | 2 | 0 | Y | | N | 07/2025 | | | |
| Exc Award (06/30/2022) | | | | | | | | | | | | | | | | | |
| 259 | OREGON | 07/08/1952 | Active | 39 | 2 | 6 | -9.30% | 43 | 21 | 1 | Y | | N | 09/2025 | | | |
| Exc Award (06/30/2022, 06/30/2024) | | | | | | | | | | | | | | | | | |
| 260 | PAW PAW | 04/11/1946 | Active | 65 | 0 | 1 | -1.52% | 67 | 3 | 2 | Y | | N | 04/2025 | 90+ Days | | |
| 261 | PEARL CITY | 10/21/1954 | Active(1) | 35 | 0 | 0 | 0.00% | 35 | | 3 | Y | 2 | | 09/2025 | | | \$500.00 |
| Exc Award (06/30/2019) | | | | | | | | | | | | | | | | | |
| 262 | PECATONICA | 06/02/1961 | Active | 20 | 0 | 2 | -9.09% | 18 | 2 | 2 | Y | 9 | | 09/2025 | | | |
| 263 | POLO | 02/17/1948 | Active | 53 | 0 | 0 | 0.00% | 54 | | 3 | N | | | 04/2025 | | | |
| 264 | POPLAR GROVE | 02/21/1961 | Active | 37 | 0 | 0 | 0.00% | 39 | | 5 | Y | | N | 08/2025 | | | |
| 265 | PROPHETSTOWN | 12/11/1947 | Active | 15 | 0 | 2 | -11.76% | 17 | 30 | 1 | Y | 2 | | 02/2020 | | | |
| 266 | ROCHELLE | 08/22/1951 | Active | 13 | 0 | 5 | -27.78% | 18 | 25 | 1 | N | 3 | R | 06/2025 | | | |
| 268 | ROCKFORD | 02/03/1920 | Active | 44 | 2 | 3 | -2.22% | 42 | 1 | 1 | Y | | | 10/2024 | | | \$100.00 |
| Exc Award (06/30/2016, 06/30/2017, 06/30/2018, 06/30/2020, 06/30/2021, 06/30/2022) | | | | | | | | | | | | | | | | | |
| 270 | ROCKTON | 12/14/1938 | Active | 73 | 0 | 0 | 0.00% | 64 | | 0 | Y | | N | 03/2025 | | \$10.00 | |
| Exc Award (06/30/2016) | | | | | | | | | | | | | | | | | |
| 271 | ROSCOE | 06/12/1961 | Active | 23 | 5 | 1 | 21.05% | 21 | 9 | 0 | Y | | N | 02/2012 | 90+ Days | | |
| 272 | SAVANNA | 09/20/1927 | Active | 24 | 0 | 1 | -4.00% | 23 | 3 | 1 | Y | 18 | | 11/2024 | | | |
| 274 | SHANNON | 08/12/1955 | Active | 20 | 0 | 0 | 0.00% | 22 | | 4 | Y | 6 | | 04/2018 | | | |
| 275 | SOUTH BELOIT | 05/16/1944 | Active | 31 | 0 | 0 | 0.00% | 30 | | 5 | N | 2 | | 01/2019 | | | |
| 278 | STILLMAN VALLEY | 04/16/1956 | Active | 21 | 0 | 0 | 0.00% | 19 | | 4 | Y | | N | 06/2019 | | | |
| 279 | STOCKTON | 05/07/1945 | Active | 17 | 0 | 0 | 0.00% | 17 | | 14 | N | 13 | | 07/2012 | | | |
| 280 | TAMPICO | 08/29/1957 | Active | 8 | 0 | 0 | 0.00% | 10 | | 3 | Y | 5 | N | 05/2025 | | | \$100.00 |



Club Health Assessment for District 1 D through September 2025

INTERNATIONAL

| | | | Status | | Membership | | | | | Reports | | | | Finance | | LCIF | | |
|---------------------------|---------------------|---------------------------|-------------------------------------|-----------------------------|-------------------|---------------------|-------------------|----------------------------|---------------------------------------|--------------------------------------|----------------------------------|----------------------------------|-------------------------------|--|---------------------------|----------------------------|----------------------------------|--|
| Club Number | Club Name | Charter Date | Times in Status Quo in Past 2 Years | Current Member Count ** | YTD Members Added | YTD Members Dropped | YTD Net Growth*** | Member Count 1 Year Ago | Dropped Members Avg.Length of Service | Months Since Membership Update | Current Officers Reported **** | Current President Repeated Term | VP Reported ***** | Last Date Reported Service (mm/yyyy) | Account Balance | YTD Donations | | |
| 281 | THOMSON | 07/22/1957 | Active | 9 | 0 | 1 | -10.00% | 10 | 51 | 2 | N | | | 08/2019 | 90+ Days | | | |
| 282 | WARREN | 08/23/1949 | Active | 19 | 0 | 0 | 0.00% | 20 | | 2 | Y | | N | 12/2024 | | | | |
| 283 | WINNEBAGO | 05/29/1961 | Active | 19 | 0 | 0 | 0.00% | 17 | | 0 | N | None | | 12/2023 | | | | |
| Current Total Clubs Count | YTD New Clubs Count | YTD Cancelled Clubs Count | YTD Net Club Gain | Current Total Members Count | YTD Add | YTD Drop | YTD Net Growth % | Member Count 12 Months Ago | Average Member Count Per Club | % of Clubs with less than 20 members | % No Officer Report in 12 Months | % of Clubs with balance 90+ days | Number of Clubs in Status Quo | % Status Quo Clubs in Financial Suspension | Number of Cancelled Clubs | Average Cancelled Club Age | Members Lost Due to Cancellation | % of Clubs Cancelled for Non-Financial Reasons |
| 48 | 0 | 0 | 0 | 1,431 | 36 | 39 | -3 | -0.21% | 1,442 | 30 | 25% | 6% | 13% | 0 | 0% | 0 | 0 | 0% |

* - P - Priority Club. Cancellation Reasons: 1-Objectives/conduct, 2-Non-active club, 5-Non-existing club, 6-Disbanding, 7-Merger, 8-Financial Suspension, 9-District/Multiple District Dues.

** Red denotes below 15 active members.

*** Red denotes 20% + loss.

**** Y - all 3 (President, Secretary, Treasurer) club officers reported, N - not all 3 reported.

***** Abbreviation: N-New, IP-Immediate Past, R-Repeat.



Club Health Assessment for District 1 F through September 2025

| | | | Status | Membership | | | | | | Reports | | | | Finance | LCIF | |
|--|------------------------|--------------|-------------------------------------|-------------------------|-------------------|---------------------|---------------------|-------------------------|---------------------------------------|--------------------------------|--------------------------------|---------------------------------|-------------------|--------------------------------------|-----------------|---------------|
| Club Number | Club Name | Charter Date | Times in Status Quo in Past 2 Years | Current Member Count ** | YTD Members Added | YTD Members Dropped | YTD Net Growth% *** | Member Count 1 Year Ago | Dropped Members Avg.Length of Service | Months Since Membership Update | Current Officers Reported **** | Current President Repeated Term | VP Reported ***** | Last Date Reported Service (mm/yyyy) | Account Balance | YTD Donations |
| Clubs more than two years old | | | | | | | | | | | | | | | | |
| 362 | ANTIOCH | 07/16/1937 | Active | 98 | 0 | 1 | -1.01% | 101 | 44 | 0 | Y | | | 08/2025 | | |
| 363 | ARLINGTON HEIGHTS | 09/25/1925 | Active | 32 | 0 | 0 | 0.00% | 31 | | 2 | Y | | N | 08/2025 | | |
| 364 | BARRINGTON | 10/15/1925 | Active | 55 | 4 | 3 | 1.85% | 52 | 12 | 0 | Y | 2 | R | 01/2025 | | \$50.00 |
| 120169 | Buffalo Grove | 08/16/2013 | Active | 12 | 0 | 1 | -7.69% | 13 | 7 | 1 | Y | | | 07/2025 | | |
| 367 | DEERFIELD | 01/28/1949 | Active | 16 | 0 | 0 | 0.00% | 16 | | 11 | N | None | | | | |
| 368 | DES PLAINES | 05/06/1924 | Active | 7 | 1 | 1 | 0.00% | 6 | 3 | 0 | Y | | | 08/2025 | | \$250.00 |
| Exc Award (06/30/2023) | | | | | | | | | | | | | | | | |
| 369 | ELK GROVE VILLAGE | 10/28/1958 | Active | 25 | 0 | 0 | 0.00% | 24 | | 1 | Y | 2 | | 09/2025 | | \$100.00 |
| 111092 | EVANSTON SUNRISE | 05/25/2011 | Active | 11 | 0 | 0 | 0.00% | 14 | | 3 | Y | | N | 07/2024 | | |
| 372 | FOX LAKE | 10/15/1948 | Active | 18 | 0 | 0 | 0.00% | 17 | | 3 | Y | 2 | R | 06/2019 | | |
| 373 | GAGEWOOD | 05/20/1959 | Active | 28 | 0 | 0 | 0.00% | 29 | | 5 | Y | 3 | N | 04/2021 | | |
| 375 | GLENVIEW | 08/21/1950 | Active | 20 | 0 | 0 | 0.00% | 20 | | 12 | Y | 4 | R | 01/2025 | | \$100.00 |
| 376 | GRAYSLAKE | 05/29/1940 | Active | 48 | 1 | 3 | -4.00% | 42 | 27 | 0 | Y | 2 | R | 09/2025 | | |
| 380 | LAKE FOREST LAKE BLUFF | 04/03/1950 | Active | 30 | 0 | 0 | 0.00% | 29 | | 1 | Y | | N | 07/2025 | | \$2,000.00 |
| 381 | LAKE VILLA TOWNSHIP | 06/04/1963 | Active | 35 | 1 | 0 | 2.94% | 30 | | 0 | Y | | N | 01/2025 | | |
| Exc Award (06/30/2017) | | | | | | | | | | | | | | | | |
| 382 | LAKE ZURICH | 08/01/1939 | Active | 63 | 0 | 0 | 0.00% | 61 | | 4 | Y | 3 | N | 01/2025 | | |
| 43064 | LONG GROVE | 10/28/1983 | Active | 31 | 2 | 2 | 0.00% | 31 | 30 | 0 | Y | 4 | R | 09/2025 | | |
| 385 | MOUNT PROSPECT | 03/01/1934 | Active | 90 | 1 | 0 | 1.12% | 88 | | 1 | Y | | N | 01/2025 | | |
| Exc Award (06/30/2016) | | | | | | | | | | | | | | | | |
| 387 | NILES | 02/27/1953 | Active | 19 | 3 | 0 | 18.75% | 23 | | 1 | Y | 2 | R | 07/2011 | | |
| 389 | NORTH CHICAGO | 11/15/1954 | Active | 12 | 0 | 0 | 0.00% | 12 | | 7 | N | None | | 01/2025 | 90+ Days | |
| 391 | PALATINE | 09/29/1925 | Active | 24 | 8 | 2 | 33.33% | 20 | 2 | 1 | Y | 6 | R | 09/2025 | | \$1,260.00 |
| 393 | PARK RIDGE | 06/30/1947 | Active | 18 | 0 | 0 | 0.00% | 20 | | 5 | Y | 13 | R | 08/2023 | | |
| 394 | PROSPECT HEIGHTS | 01/29/1954 | Active | 26 | 2 | 0 | 8.33% | 19 | | 2 | Y | | R | 04/2025 | | |
| 396 | SCHAUMBURG-HOFFMAN | 04/12/1961 | Active | 27 | 2 | 0 | 8.00% | 30 | | 1 | Y | 7 | R | 08/2025 | | \$100.00 |
| Exc Award (06/30/2016, 06/30/2017, 06/30/2019) | | | | | | | | | | | | | | | | |



Club Health Assessment for District 1 F through September 2025

| | | | | Membership | | | | | | | Reports | | | | Finance | | LCIF | | |
|---------------------------|----------------------|---------------------------|-------------------------------------|-----------------------------|-------------------------|-------------------|---------------------|---------------------|----------------------------|---------------------------------------|--------------------------------------|----------------------------------|----------------------------------|-------------------------------|--|---------------------------|----------------------------|----------------------------------|--|
| Club Number | Club Name | Charter Date | Status | | Current Member Count ** | YTD Members Added | YTD Members Dropped | YTD Net Growth% *** | Member Count 1 Year Ago | Dropped Members Avg.Length of Service | Months Since Membership Update | Current Officers Reported **** | Current President Repeated Term | VP Reported ***** | Last Date Reported Service (mm/yyyy) | Account Balance | YTD Donations | | |
| | | | Times in Status Quo in Past 2 Years | | | | | | | | | | | | | | | | |
| 42364 | SKOKIE | 03/03/1983 | Active | | 20 | 2 | 0 | 11.11% | 18 | | 0 | Y | 6 | R | 01/2025 | | | | |
| Exc Award (07/01/2017) | | | | | | | | | | | | | | | | | | | |
| 42365 | VERNON HILLS | 03/14/1983 | Active | | 15 | 0 | 0 | 0.00% | 17 | | 2 | Y | | R | 12/2023 | | | | |
| 399 | WAUCONDA | 08/13/1941 | Active | | 31 | 0 | 0 | 0.00% | 30 | | 2 | Y | | N | 10/2022 | | | | |
| 401 | WAUKEGAN LITTLE FORT | 02/07/1973 | Active | | 13 | 3 | 1 | 18.18% | 12 | 4 | 2 | Y | 6 | R | 07/2025 | | | | |
| 53174 | WAUKEGAN UPTOWN | 05/28/1992 | Active | | 10 | 0 | 1 | -9.09% | 10 | 1 | 0 | N | None | | 03/2024 | | \$100.00 | | |
| 405 | WINTHROP HARBOR | 09/23/1954 | Active | | 22 | 0 | 0 | 0.00% | 14 | | 4 | Y | 3 | R | 06/2025 | | \$1,000.00 | | |
| Current Total Clubs Count | YTD New Clubs Count | YTD Cancelled Clubs Count | YTD Net Club Gain | Current Total Members Count | YTD Add | YTD Drop | YTD Net Growth | YTD Net Growth % | Member Count 12 Months Ago | Average Member Count Per Club | % of Clubs with less than 20 members | % No Officer Report in 12 Months | % of Clubs with balance 90+ days | Number of Clubs in Status Quo | % Status Quo Clubs in Financial Suspension | Number of Cancelled Clubs | Average Cancelled Club Age | Members Lost Due to Cancellation | % of Clubs Cancelled for Non-Financial Reasons |
| 29 | 0 | 0 | 0 | 856 | 30 | 15 | 15 | 1.78% | 829 | 30 | 38% | 7% | 3% | 0 | 0% | 0 | 0 | 0 | 0% |

* - P - Priority Club. Cancellation Reasons: 1-Objectives/conduct, 2-Non-active club, 5-Non-existing club, 6-Disbanding, 7-Merger, 8-Financial Suspension, 9-District/Multiple District Dues.

** Red denotes below 15 active members.


*** Red denotes 20% + loss.

**** Y - all 3 (President, Secretary, Treasurer) club officers reported, N - not all 3 reported.

***** Abbreviation: N-New, IP-Immediate Past, R-Repeat.



Club Health Assessment for District 1 G through September 2025

|  | | | Status | Membership | | | | | Reports | | | | Finance | | LCIF | | |
|--|--------------|--------------|-------------------------------------|-------------------------|-------------------|---------------------|---------------------|-------------------------|---------------------------------------|--------------------------------|--------------------------------|---------------------------------|-------------------|--------------------------------------|-----------------|---------------|--|
| Club Number | Club Name | Charter Date | Times in Status Quo in Past 2 Years | Current Member Count ** | YTD Members Added | YTD Members Dropped | YTD Net Growth% *** | Member Count 1 Year Ago | Dropped Members Avg.Length of Service | Months Since Membership Update | Current Officers Reported **** | Current President Repeated Term | VP Reported ***** | Last Date Reported Service (mm/yyyy) | Account Balance | YTD Donations | |
| Clubs more than two years old | | | | | | | | | | | | | | | | | |
| 409 | AUGUSTA | 11/30/1949 | Active | 14 | 0 | 0 | 0.00% | 9 | | 5 | Y | 2 | N | 12/2024 | 90+ Days | | |
| 31908 | BEARDSTOWN | 03/31/1976 | Active | 34 | 0 | 0 | 0.00% | 34 | | 12 | N | None | | | | | |
| 412 | CAMP POINT | 09/30/1946 | Active | 19 | 0 | 0 | 0.00% | 22 | | 3 | Y | 2 | | 03/2024 | | | |
| 413 | CARLINVILLE | 05/22/1944 | Active | 58 | 0 | 3 | -4.92% | 61 | 19 | 2 | Y | | N | 09/2024 | | | |
| 414 | CARROLLTON | 09/26/1935 | Active | 8 | 0 | 0 | 0.00% | 12 | | 3 | Y | | IP | 03/2016 | | | |
| 41440 | CHAPIN | 06/28/1982 | Active | 26 | 0 | 0 | 0.00% | 26 | | 5 | Y | | N | 09/2025 | | | |
| 415 | CLAYTON | 01/31/1949 | Active | 10 | 0 | 0 | 0.00% | 10 | | 44 | Y | 2 | | 03/2022 | | | |
| 416 | COATSBURG | 11/18/1958 | Active | 36 | 0 | 0 | 0.00% | 33 | | 3 | Y | 2 | R | 08/2025 | | | |
| Exc Award (06/30/2023) | | | | | | | | | | | | | | | | | |
| 419 | EDWARDSVILLE | 06/30/1944 | Active(1) | 3 | 0 | 0 | 0.00% | 8 | | 7 | N | None | | 10/2015 | | | |
| 421 | FRANKLIN | 12/26/1951 | Active | 23 | 0 | 5 | -17.86% | 29 | 17 | 1 | Y | | R | 08/2025 | 90+ Days | | |
| 43586 | GILLESPIE | 03/14/1984 | Active | 13 | 0 | 0 | 0.00% | 13 | | 7 | Y | 3 | | 12/2023 | | | |
| 423 | GOLDEN | 06/28/1940 | Active | 14 | 0 | 0 | 0.00% | 13 | | 10 | Y | 5 | | 05/2025 | | | |
| 424 | GREENFIELD | 04/10/1939 | Active | 15 | 1 | 0 | 7.14% | 16 | | 0 | Y | 2 | N | 09/2025 | | | |
| 30410 | HIGHLAND | 03/20/1975 | Active | 62 | 2 | 9 | -10.14% | 67 | 17 | 0 | Y | | N | 06/2025 | | | |
| Exc Award (06/30/2024) | | | | | | | | | | | | | | | | | |
| 427 | HULL | 03/24/1952 | Active | 24 | 0 | 0 | 0.00% | 24 | | 20 | N | None | | 01/2020 | | | |
| 428 | JACKSONVILLE | 04/03/1924 | Active | 27 | 2 | 2 | 0.00% | 23 | 6 | 0 | Y | 2 | N | 08/2025 | | | |
| Exc Award (06/30/2018, 06/30/2024) | | | | | | | | | | | | | | | | | |
| 429 | JERSEYVILLE | 06/17/1935 | Active | 7 | 0 | 0 | 0.00% | 7 | | 13 | Y | 12 | | 08/2025 | | | |
| 430 | LIBERTY | 10/10/1946 | Active | 35 | 0 | 0 | 0.00% | 35 | | 3 | Y | | | 07/2018 | | | |
| 432 | LORAIN | 03/23/1971 | Active(1) | 39 | 1 | 1 | 0.00% | 32 | 3 | 1 | Y | | N | 07/2025 | | | |
| 434 | MARINE | 03/27/1967 | Active | 9 | 0 | 0 | 0.00% | 9 | | 15 | Y | 7 | R | 04/2016 | | | |
| 435 | MENDON | 06/11/1940 | Active | 21 | 0 | 0 | 0.00% | 21 | | 5 | Y | | R | 07/2014 | | | |
| 439 | PALMYRA | 09/26/1940 | Active | 11 | 0 | 0 | 0.00% | 11 | | 16 | Y | 2 | R | | | | |
| 440 | PITTSFIELD | 09/22/1920 | Active | 19 | 0 | 0 | 0.00% | 21 | | 4 | N | | | 12/2024 | | | |
| 444 | QUINCY | 07/21/1919 | Active | 15 | 2 | 0 | 15.38% | 13 | | 1 | Y | | N | 07/2025 | | | |



Club Health Assessment for District 1 G through September 2025

INTERNATIONAL

| | | | Status | Membership | | | | | Reports | | | | | Finance | LCIF | |
|-------------|------------------------|--------------|-------------------------------------|-------------------------|-------------------|---------------------|---------------------|-------------------------|---------------------------------------|--------------------------------|--------------------------------|---------------------------------|-------------------|--------------------------------------|-----------------|---------------|
| Club Number | Club Name | Charter Date | Times in Status Quo in Past 2 Years | Current Member Count ** | YTD Members Added | YTD Members Dropped | YTD Net Growth% *** | Member Count 1 Year Ago | Dropped Members Avg.Length of Service | Months Since Membership Update | Current Officers Reported **** | Current President Repeated Term | VP Reported ***** | Last Date Reported Service (mm/yyyy) | Account Balance | YTD Donations |
| 29444 | RUSHVILLE | 06/21/1974 | Active | 11 | 0 | 0 | 0.00% | 11 | | 3 | Y | | N | 10/2018 | | |
| 448 | STAUNTON | 04/10/1950 | Active | 9 | 0 | 0 | 0.00% | 9 | | 10 | Y | 12 | R | 07/2024 | | |
| | Exc Award (06/30/2016) | | | | | | | | | | | | | | | |
| 450 | TIMEWELL | 12/19/1950 | Active | 7 | 0 | 0 | 0.00% | 7 | | 18 | Y | 15 | R | 07/2025 | | |
| 44409 | VERSAILLES | 12/28/1984 | Active | 10 | 0 | 0 | 0.00% | 9 | | 3 | N | None | | 02/2019 | | |
| 110580 | WARSAW | 03/17/2011 | Active | 16 | 0 | 0 | 0.00% | 20 | | 6 | Y | 4 | N | 05/2022 | | |
| 454 | WAVERLY | 09/18/1940 | Active | 21 | 0 | 0 | 0.00% | 21 | | 19 | Y | 16 | R | 12/2019 | | |
| 455 | WHITE HALL | 03/28/1939 | Active | 38 | 3 | 1 | 5.56% | 34 | 9 | 1 | N | None | N | 09/2025 | | |

Clubs Cancelled Previous Fiscal Year – Clubs Cancelled within last 12 months may be reinstated

| Club Number | Club Name | Charter Date | Current Status* | Cancellation Date |
|-------------|------------|--------------|-----------------|-------------------|
| 441 | PLAINVILLE | 02/28/1952 | Cancelled(6*) | 11/30/2024 |

| Current Total Clubs Count | YTD New Clubs Count | YTD Cancelled Clubs Count | YTD Net Club Gain | Current Total Members Count | YTD Add | YTD Drop | YTD Net Growth | YTD Net Growth % | Member Count 12 Months Ago | Average Member Count Per Club | % of Clubs with less than 20 members | % No Officer Report in 12 Months | % of Clubs with balance 90+ days | Number of Clubs in Status Quo | % Status Quo Clubs in Financial Suspension | Number of Cancelled Clubs | Average Cancelled Club Age | Members Lost Due to Cancellation | % of Clubs Cancelled for Non-Financial Reasons |
|---------------------------|---------------------|---------------------------|-------------------|-----------------------------|---------|----------|----------------|------------------|----------------------------|-------------------------------|--------------------------------------|----------------------------------|----------------------------------|-------------------------------|--|---------------------------|----------------------------|----------------------------------|--|
| 31 | 0 | 0 | 0 | 654 | 11 | 21 | -10 | -1.51% | 660 | 21 | 58% | 13% | 6% | 0 | 0% | 0 | 0 | 0 | 0% |

* - P - Priority Club. Cancellation Reasons: 1-Objectives/conduct, 2-Non-active club, 5-Non-existing club, 6-Disbanding, 7-Merger, 8-Financial Suspension, 9-District/Multiple District Dues.

** Red denotes below 15 active members.

*** Red denotes 20% + loss.

**** Y - all 3 (President, Secretary, Treasurer) club officers reported, N - not all 3 reported.

***** Abbreviation: N-New, IP-Immediate Past, R-Repeat.



Club Health Assessment for District 1 H through September 2025

| | | | Status | Membership | | | | | Reports | | | | | Finance | LCIF | |
|-------------------------------|-----------------------|--------------|-------------------------------------|-------------------------|-------------------|---------------------|---------------------|-------------------------|---------------------------------------|--------------------------------|--------------------------------|---------------------------------|-------------------|--------------------------------------|-----------------|---------------|
| Club Number | Club Name | Charter Date | Times in Status Quo in Past 2 Years | Current Member Count ** | YTD Members Added | YTD Members Dropped | YTD Net Growth% *** | Member Count 1 Year Ago | Dropped Members Avg.Length of Service | Months Since Membership Update | Current Officers Reported **** | Current President Repeated Term | VP Reported ***** | Last Date Reported Service (mm/yyyy) | Account Balance | YTD Donations |
| Clubs more than two years old | | | | | | | | | | | | | | | | |
| 58411 | ALPHA-WOODHULL ALWOOD | 06/20/1996 | Active | 14 | 0 | 0 | 0.00% | 15 | | 10 | N | None | | 11/2024 | | |
| 460 | ALTONA | 03/19/1953 | Active | 22 | 0 | 1 | -4.35% | 23 | 33 | 2 | Y | 2 | | 11/2024 | | |
| 461 | ANDALUSIA | 11/23/1962 | Active | 23 | 4 | 1 | 15.00% | 20 | 31 | 2 | Y | 7 | | 12/2024 | | |
| 463 | ASTORIA | 11/23/1970 | Active | 25 | 0 | 0 | 0.00% | 27 | | 3 | Y | 2 | N | 08/2024 | | |
| 462 | AVON | 03/22/1956 | Active | 19 | 0 | 3 | -13.64% | 22 | 10 | 0 | N | 2 | R | 08/2025 | | |
| 464 | BARTONVILLE | 03/18/1954 | Active | 33 | 0 | 0 | 0.00% | 35 | | 3 | Y | 3 | R | 11/2024 | | |
| 467 | BRADFORD | 04/09/1965 | Active | 19 | 0 | 0 | 0.00% | 15 | | 3 | Y | 11 | | 05/2025 | | |
| 468 | BUSHNELL | 03/29/1956 | Active | 8 | 0 | 0 | 0.00% | 7 | | 5 | Y | 2 | R | 08/2019 | | |
| 470 | CARTHAGE | 05/19/1966 | Active | 41 | 1 | 2 | -2.38% | 40 | 19 | 0 | Y | | N | 03/2024 | | |
| 35021 | CHILLICOTHE | 02/14/1978 | Active | 24 | 1 | 1 | 0.00% | 20 | 44 | 2 | N | | | 11/2024 | | |
| 471 | COAL VALLEY | 06/15/1964 | Active(2) | 7 | 0 | 0 | 0.00% | 7 | | 13 | N | None | | 12/2024 | 90+ Days | |
| 472 | COLCHESTER | 09/18/1951 | Active | 44 | 2 | 0 | 4.76% | 44 | | 1 | Y | 2 | R | 10/2024 | | |
| 473 | CREVE COEUR | 01/26/1944 | Active | 11 | 2 | 0 | 22.22% | 9 | | 0 | Y | 13 | R | 09/2024 | | |
| 30702 | DALLAS CITY | 05/14/1975 | Active | 4 | 0 | 0 | 0.00% | 4 | | 17 | N | None | | 09/2024 | 90+ Days | |
| 478 | ELIZA | 04/09/1973 | Active | 14 | 0 | 0 | 0.00% | 15 | | 3 | Y | 9 | R | 06/2025 | | |
| 479 | GALESBURG | 11/18/1920 | Active | 74 | 0 | 0 | 0.00% | 78 | | 3 | Y | | N | 09/2025 | | |
| Exc Award (06/30/2023) | | | | | | | | | | | | | | | | |
| 480 | GALVA | 07/15/1947 | Active | 27 | 2 | 0 | 8.00% | 26 | | 1 | Y | | N | 01/2025 | 90+ Days | |
| 483 | HOPEDALE | 12/07/1970 | Active | 40 | 7 | 3 | 11.11% | 34 | 18 | 0 | Y | | N | 07/2025 | | |
| 487 | LA HARPE | 03/15/1971 | Active | 31 | 2 | 1 | 3.33% | 35 | 0 | 1 | Y | | | 09/2024 | | |
| 490 | MACKINAW | 06/19/1964 | Active | 29 | 1 | 0 | 3.57% | 29 | | 0 | Y | 2 | | 09/2024 | | |
| 491 | MACOMB | 05/23/1963 | Active | 21 | 0 | 1 | -4.55% | 28 | 12 | 0 | Y | | N | 07/2025 | | |
| 39332 | MILAN | 01/31/1981 | Active | 30 | 2 | 3 | -3.23% | 29 | 7 | 0 | Y | 2 | R | 11/2024 | | |
| 46996 | MONMOUTH NOON | 03/02/1987 | Active | 9 | 0 | 0 | 0.00% | 13 | | 7 | N | None | | 07/2024 | | |
| 498 | NORTH HENDERSON | 12/17/1951 | Active | 6 | 0 | 0 | 0.00% | 6 | | 12 | Y | 22 | | 10/2024 | | |
| 500 | ORION | 04/30/1956 | Active | 39 | 0 | 1 | -2.50% | 40 | 12 | 1 | Y | 3 | | 08/2025 | | |
| Exc Award (06/30/2023) | | | | | | | | | | | | | | | | |



Club Health Assessment for District 1 H through September 2025

INTERNATIONAL

| | | | Status | Membership | | | | | | Reports | | | | Finance | LCIF | |
|-------------|---|--------------|-------------------------------------|-------------------------|-------------------|---------------------|---------------------|-------------------------|---------------------------------------|--------------------------------|--------------------------------|---------------------------------|-------------------|--------------------------------------|-----------------|---------------|
| Club Number | Club Name | Charter Date | Times in Status Quo in Past 2 Years | Current Member Count ** | YTD Members Added | YTD Members Dropped | YTD Net Growth% *** | Member Count 1 Year Ago | Dropped Members Avg.Length of Service | Months Since Membership Update | Current Officers Reported **** | Current President Repeated Term | VP Reported ***** | Last Date Reported Service (mm/yyyy) | Account Balance | YTD Donations |
| 501 | PEKIN | 10/22/1940 | Active | 18 | 0 | 2 | -10.00% | 20 | 22 | 1 | Y | 2 | R | 06/2025 | | \$100.00 |
| 503 | PEORIA HEIGHTS-SUBURBAN L C Exc Award (06/30/2022) | 04/30/1954 | Active | 22 | 1 | 5 | -15.38% | 25 | 8 | 0 | Y | | N | 09/2025 | | |
| 38248 | PRINCEVILLE | 04/09/1980 | Active | 57 | 0 | 0 | 0.00% | 58 | | 3 | Y | | N | 08/2024 | | |
| 504 | ROCK ISLAND EVENING | 09/03/1943 | Active | 11 | 0 | 0 | 0.00% | 14 | | 3 | Y | | N | 06/2025 | | |
| 506 | ROSEVILLE | 08/11/1958 | Active | 17 | 0 | 0 | 0.00% | 16 | | 8 | Y | 8 | R | 12/2024 | | |
| 143975 | Silvis Exc Award (06/30/2022) | 12/12/2020 | Active | 17 | 1 | 0 | 6.25% | 25 | | 1 | Y | 3 | R | 08/2025 | | |
| 34597 | STRONGHURST | 11/29/1977 | Active | 12 | 0 | 0 | 0.00% | 12 | | 5 | Y | 14 | | 05/2024 | | |
| 508 | TOULON | 10/03/1946 | Active | 25 | 0 | 2 | -7.41% | 25 | 29 | 2 | Y | | N | 07/2025 | | |
| 509 | TREMONT | 02/20/1968 | Active | 28 | 0 | 0 | 0.00% | 27 | | 2 | N | None | | 06/2025 | | |
| 511 | WASHINGTON | 01/25/1971 | Active | 14 | 0 | 0 | 0.00% | 15 | | 3 | Y | | N | 08/2025 | | |
| 513 | WYOMING | 12/06/1948 | Active | 28 | 1 | 0 | 3.70% | 29 | | 0 | Y | | R | 11/2024 | | |

Clubs Cancelled Previous Fiscal Year – Clubs Cancelled within last 12 months may be reinstated

| Club Number | Club Name | Charter Date | Current Status* | Cancellation Date |
|-------------|-----------|--------------|-----------------|-------------------|
| 495 | MONMOUTH | 05/21/1936 | Cancelled(6*) | 05/29/2025 |

| Current Total Clubs Count | YTD New Clubs Count | YTD Cancelled Clubs Count | YTD Net Club Gain | Current Total Members Count | YTD Add | YTD Drop | YTD Net Growth | YTD Net Growth % | Member Count 12 Months Ago | Average Member Count Per Club | % of Clubs with less than 20 members | % No Officer Report in 12 Months | % of Clubs with balance 90+ days | Number of Clubs in Status Quo | % Status Quo Clubs in Financial Suspension | Number of Cancelled Clubs | Average Cancelled Club Age | Members Lost Due to Cancellation | % of Clubs Cancelled for Non-Financial Reasons |
|---------------------------|---------------------|---------------------------|-------------------|-----------------------------|---------|----------|----------------|------------------|----------------------------|-------------------------------|--------------------------------------|----------------------------------|----------------------------------|-------------------------------|--|---------------------------|----------------------------|----------------------------------|--|
| 36 | 0 | 0 | 0 | 863 | 27 | 26 | 1 | 0.12% | 887 | 24 | 44% | 8% | 8% | 0 | 0% | 0 | 0 | 0 | 0% |

* - P - Priority Club. Cancellation Reasons: 1-Objectives/conduct, 2-Non-active club, 5-Non-existing club, 6-Disbanding, 7-Merger, 8-Financial Suspension, 9-District/Multiple District Dues.

** Red denotes below 15 active members.

*** Red denotes 20% + loss.

**** Y - all 3 (President, Secretary, Treasurer) club officers reported, N - not all 3 reported.

***** Abbreviation: N-New, IP-Immediate Past, R-Repeat.




Club Health Assessment for District 1 J through September 2025

| | | | Status | Membership | | | | | | Reports | | | | Finance | LCIF | |
|-------------------------------|--|--------------|-------------------------------------|-------------------------|-------------------|---------------------|-------------------|-------------------------|---------------------------------------|--------------------------------|--------------------------------|---------------------------------|-------------------|--------------------------------------|-----------------|---------------|
| Club Number | Club Name | Charter Date | Times in Status Quo in Past 2 Years | Current Member Count ** | YTD Members Added | YTD Members Dropped | YTD Net Growth*** | Member Count 1 Year Ago | Dropped Members Avg.Length of Service | Months Since Membership Update | Current Officers Reported **** | Current President Repeated Term | VP Reported ***** | Last Date Reported Service (mm/yyyy) | Account Balance | YTD Donations |
| Clubs more than two years old | | | | | | | | | | | | | | | | |
| 515 | ALGONQUIN | 09/18/1939 | Active | 35 | 0 | 1 | -2.78% | 34 | 7 | 0 | Y | 3 | R | 06/2025 | | |
| | Exc Award (06/30/2016, 06/30/2023) | | | | | | | | | | | | | | | |
| 516 | AURORA | 06/23/1922 | Active | 41 | 3 | 0 | 7.89% | 38 | | 0 | Y | | R | 09/2025 | | |
| | Exc Award (06/30/2022, 06/30/2023, 06/30/2024) | | | | | | | | | | | | | | | |
| 144527 | Aurora Carillon | 12/29/2020 | Active | 42 | 0 | 0 | 0.00% | 34 | | 3 | Y | 6 | R | 09/2025 | | \$400.00 |
| | Exc Award (06/30/2023, 06/30/2024, 06/30/2025) | | | | | | | | | | | | | | | |
| 35315 | AURORA EVENING | 04/21/1978 | Active | 11 | 0 | 0 | 0.00% | 11 | | 3 | Y | | | 09/2025 | | |
| | Exc Award (06/30/2017) | | | | | | | | | | | | | | | |
| 517 | BARTLETT | 08/28/1939 | Active | 73 | 3 | 2 | 1.39% | 73 | 16 | 0 | Y | | N | 09/2025 | | \$1,000.00 |
| | Exc Award (06/30/2023) | | | | | | | | | | | | | | | |
| 29351 | BATAVIA | 05/23/1974 | Active | 21 | 0 | 0 | 0.00% | 22 | | 11 | Y | | N | 09/2025 | | \$1,000.00 |
| | Exc Award (06/30/2019, 06/30/2023) | | | | | | | | | | | | | | | |
| 36855 | BIG ROCK | 04/17/1979 | Active | 9 | 0 | 0 | 0.00% | 9 | | 12 | Y | | | 05/2023 | 90+ Days | |
| 519 | BLOOMINGDALE | 09/07/1961 | Active | 27 | 0 | 0 | 0.00% | 23 | | 3 | Y | | IP | 09/2025 | | |
| 520 | BURLINGTON | 03/28/1959 | Active | 17 | 0 | 0 | 0.00% | 20 | | 6 | Y | 2 | R | 07/2025 | | |
| 49338 | BURR RIDGE-HINSDALE-OAK | 03/30/1989 | Active | 44 | 5 | 2 | 7.32% | 38 | 1 | 0 | Y | | N | 06/2025 | | \$2,990.00 |
| | Exc Award (06/30/2019, 06/30/2024) | | | | | | | | | | | | | | | |
| 523 | CLARENDON HILLS | 02/23/1950 | Active | 51 | 0 | 0 | 0.00% | 51 | | 1 | Y | | N | 02/2024 | | |
| | Exc Award (06/30/2023) | | | | | | | | | | | | | | | |
| 524 | CORTLAND | 12/10/1973 | Active(1) | 31 | 0 | 0 | 0.00% | 33 | | 3 | Y | 2 | R | 07/2023 | | |
| 525 | CRYSTAL LAKE | 08/04/1931 | Active | 59 | 1 | 1 | 0.00% | 53 | 3 | 1 | Y | | N | 05/2023 | | |
| | Exc Award (06/30/2018, 06/30/2024) | | | | | | | | | | | | | | | |
| 526 | DARIEN | 05/25/1971 | Active | 130 | 0 | 2 | -1.52% | 139 | 33 | 0 | Y | | N | 04/2025 | | |
| | Exc Award (06/30/2020, 06/30/2022, 06/30/2023) | | | | | | | | | | | | | | | |
| 527 | DE KALB | 02/04/1948 | Active(1) | 10 | 0 | 0 | 0.00% | 10 | | 24 | N | None | | 09/2023 | 90+ Days | |
| 528 | DOWNERS GROVE | 09/21/1926 | Active | 11 | 2 | 1 | 10.00% | 10 | 17 | 1 | Y | 3 | | 11/2023 | | |
| 530 | DUNDEE TOWNSHIP | 03/15/1937 | Active | 34 | 0 | 0 | 0.00% | 31 | | 2 | Y | | R | 05/2025 | | |
| | Exc Award (06/30/2019) | | | | | | | | | | | | | | | |




Club Health Assessment for District 1 J through September 2025

|  | | | Status | Membership | | | | | | Reports | | | | Finance | LCIF | |
|--|---------------------|--------------|-------------------------------------|-------------------------|-------------------|---------------------|---------------------|-------------------------|---------------------------------------|--------------------------------|--------------------------------|---------------------------------|-------------------|--------------------------------------|-----------------|---------------|
| Club Number | Club Name | Charter Date | Times in Status Quo in Past 2 Years | Current Member Count ** | YTD Members Added | YTD Members Dropped | YTD Net Growth% *** | Member Count 1 Year Ago | Dropped Members Avg.Length of Service | Months Since Membership Update | Current Officers Reported **** | Current President Repeated Term | VP Reported ***** | Last Date Reported Service (mm/yyyy) | Account Balance | YTD Donations |
| 531 | ELBURN | 07/31/1929 | Active | 188 | 2 | 0 | 1.08% | 184 | | 1 | Y | | N | 06/2025 | 90+ Days | |
| Exc Award (06/30/2023) | | | | | | | | | | | | | | | | |
| 532 | ELGIN | 12/25/1921 | Active | 23 | 0 | 0 | 0.00% | 28 | | 3 | Y | | N | 07/2025 | | |
| Exc Award (06/30/2019, 06/30/2023, 06/30/2024) | | | | | | | | | | | | | | | | |
| 533 | ELMHURST | 09/09/1940 | Active | 47 | 1 | 0 | 2.17% | 41 | | 0 | Y | 2 | R | 08/2025 | | |
| Exc Award (06/30/2017, 06/30/2018, 06/30/2019, 06/30/2023) | | | | | | | | | | | | | | | | |
| 534 | FOX RIVER GROVE | 09/25/1939 | Active | 50 | 4 | 0 | 8.70% | 40 | | 1 | Y | 3 | R | 07/2025 | | |
| Exc Award (06/30/2018, 06/30/2019, 06/30/2025) | | | | | | | | | | | | | | | | |
| 535 | GENEVA | 01/14/1937 | Active | 60 | 0 | 2 | -3.23% | 67 | 3 | 0 | Y | | N | 09/2025 | | |
| 537 | GLEN ELLYN | 07/12/1923 | Active | 23 | 0 | 0 | 0.00% | 20 | | 3 | Y | | N | 04/2025 | | |
| Exc Award (06/30/2016) | | | | | | | | | | | | | | | | |
| 538 | HAMPSHIRE | 08/28/1953 | Active | 29 | 0 | 0 | 0.00% | 30 | | 2 | Y | | N | 05/2023 | | |
| 539 | HANOVER PARK | 11/30/1961 | Active | 16 | 1 | 0 | 6.67% | 18 | | 1 | Y | 2 | R | 12/2022 | | |
| 540 | HINCKLEY | 04/02/1970 | Active | 30 | 0 | 3 | -9.09% | 32 | 20 | 2 | Y | | R | 06/2025 | | |
| 64110 | HUNTLEY AREA | 03/28/2001 | Active | 34 | 1 | 2 | -2.86% | 49 | 10 | 1 | Y | | N | 09/2025 | | |
| Exc Award (06/30/2018, 06/30/2022, 06/30/2023) | | | | | | | | | | | | | | | | |
| 542 | ISLAND LAKE | 09/28/1956 | Active | 44 | 1 | 1 | 0.00% | 39 | 2 | 0 | Y | | R | 08/2025 | | |
| Exc Award (06/30/2022, 06/30/2023, 06/30/2024) | | | | | | | | | | | | | | | | |
| 543 | ITASCA | 08/29/1939 | Active(1) | 97 | 0 | 2 | -2.02% | 102 | 25 | 0 | Y | | N | 06/2025 | | \$4,000.00 |
| 48706 | JOHNSBURG | 06/16/1988 | Active | 28 | 0 | 0 | 0.00% | 26 | | 4 | Y | | N | 05/2023 | | |
| 38845 | LEE | 08/29/1980 | Active | 23 | 0 | 1 | -4.17% | 25 | 9 | 1 | Y | 8 | R | 07/2023 | | \$60.00 |
| 545 | LISLE | 05/25/1949 | Active | 10 | 0 | 0 | 0.00% | 17 | | 3 | Y | | N | 06/2025 | | \$100.00 |
| Exc Award (06/30/2019, 06/30/2108) | | | | | | | | | | | | | | | | |
| 546 | LOMBARD | 10/17/1923 | Active | 18 | 0 | 0 | 0.00% | 18 | | 11 | Y | | | 04/2025 | | |
| 549 | MALTA | 09/13/1960 | Active | 38 | 0 | 0 | 0.00% | 36 | | 5 | Y | 2 | N | 02/2023 | | |
| 550 | MAPLE PARK | 01/25/1960 | Active | 21 | 2 | 0 | 10.53% | 19 | | 2 | Y | 2 | R | 07/2025 | | |
| 548 | MCHENRY/WONDER LAKE | 10/13/1966 | Active | 19 | 1 | 0 | 5.56% | 22 | | 0 | Y | 6 | R | 08/2025 | | |
| 552 | NAPERVILLE NOON | 07/19/1948 | Active | 39 | 0 | 0 | 0.00% | 39 | | 3 | Y | | N | 09/2025 | | \$250.00 |



Club Health Assessment for District 1 J through September 2025

|  | | | Status | Membership | | | | | | Reports | | | | Finance | | LCIF |
|--|------------------|--------------|-------------------------------------|-------------------------|-------------------|---------------------|---------------------|-------------------------|---------------------------------------|--------------------------------|--------------------------------|---------------------------------|-------------------|--------------------------------------|-----------------|---------------|
| Club Number | Club Name | Charter Date | Times in Status Quo in Past 2 Years | Current Member Count ** | YTD Members Added | YTD Members Dropped | YTD Net Growth% *** | Member Count 1 Year Ago | Dropped Members Avg.Length of Service | Months Since Membership Update | Current Officers Reported **** | Current President Repeated Term | VP Reported ***** | Last Date Reported Service (mm/yyyy) | Account Balance | YTD Donations |
| Exc Award (06/30/2018, 06/30/2023, 06/30/2024) | | | | | | | | | | | | | | | | |
| 554 | NORTH AURORA | 10/27/1959 | Active | 40 | 0 | 1 | -2.44% | 39 | 2 | 0 | Y | 2 | N | 09/2025 | | \$25.00 |
| Exc Award (06/30/2024) | | | | | | | | | | | | | | | | |
| 47043 | OAKBROOK TERRACE | 03/12/1987 | Active | 21 | 0 | 0 | 0.00% | 19 | | 2 | Y | | N | 11/2024 | | |
| 557 | ROSELLE | 04/26/1934 | Active | 54 | 1 | 1 | 0.00% | 49 | 0 | 1 | Y | 2 | R | 09/2025 | | \$175.00 |
| Exc Award (06/30/2016) | | | | | | | | | | | | | | | | |
| 558 | SANDWICH | 06/20/1949 | Active | 45 | 0 | 0 | 0.00% | 44 | | 4 | Y | | N | 09/2025 | | \$250.00 |
| Exc Award (06/30/2017, 06/30/2019, 06/30/2023) | | | | | | | | | | | | | | | | |
| 559 | SHABBONA | 03/03/1970 | Active | 16 | 0 | 0 | 0.00% | 16 | | 2 | N | | IP | 04/2023 | | |
| 560 | SOMONAUK | 04/17/1945 | Active(1) | 18 | 0 | 1 | -5.26% | 26 | 20 | 1 | Y | 2 | | 03/2023 | | |
| 561 | SOUTH ELGIN | 10/11/1954 | Active | 11 | 0 | 0 | 0.00% | 12 | | 3 | N | 8 | | 05/2023 | | |
| 564 | SYCAMORE | 10/06/1948 | Active | 44 | 1 | 0 | 2.33% | 43 | | 0 | Y | | N | 09/2025 | | |
| Exc Award (06/30/2018, 06/30/2019, 06/30/2022) | | | | | | | | | | | | | | | | |
| 565 | UNION | 12/12/1957 | Active | 66 | 1 | 0 | 1.54% | 61 | | 0 | Y | | N | 04/2025 | | \$1,350.00 |
| Exc Award (06/30/2018, 06/30/2021, 06/30/2022, 06/30/2023, 06/30/2024, 06/30/2025) | | | | | | | | | | | | | | | | |
| 566 | VILLA PARK | 09/25/1923 | Active | 10 | 0 | 0 | 0.00% | 11 | | 2 | Y | 3 | | 09/2025 | | |
| 567 | WARRENVILLE | 06/08/1949 | Active | 29 | 0 | 0 | 0.00% | 28 | | 6 | N | None | | 06/2025 | | |
| Exc Award (06/30/2017, 06/30/2019) | | | | | | | | | | | | | | | | |
| 568 | WATERMAN | 06/08/1954 | Active | 42 | 4 | 0 | 10.53% | 36 | | 1 | Y | | N | 09/2025 | | |
| Exc Award (06/30/2018, 06/30/2023, 06/30/2024) | | | | | | | | | | | | | | | | |
| 569 | WEST CHICAGO | 12/14/1960 | Active(1) | 20 | 0 | 1 | -4.76% | 28 | 2 | 2 | N | 5 | R | 03/2023 | | |
| 570 | WESTMONT | 01/08/1936 | Active | 48 | 4 | 2 | 4.35% | 43 | 4 | 0 | Y | 2 | | 09/2025 | | \$1,050.00 |
| Exc Award (06/30/2018, 06/30/2019, 06/30/2020, 06/30/2023, 06/30/2024, 06/30/2025) | | | | | | | | | | | | | | | | |
| 571 | WHEATON | 09/19/1923 | Active | 94 | 1 | 5 | -4.08% | 91 | 7 | 0 | Y | | | 08/2025 | | |
| Exc Award (06/30/2019, 06/30/2023) | | | | | | | | | | | | | | | | |
| 573 | WINFIELD | 03/18/1959 | Active | 33 | 0 | 0 | 0.00% | 33 | | 28 | Y | 9 | R | 01/2025 | 90+ Days | |
| 574 | WOOD DALE | 10/05/1944 | Active(1) | 19 | 0 | 0 | 0.00% | 15 | | 8 | Y | 5 | R | 05/2023 | 90+ Days | |



Club Health Assessment for District 1 J through September 2025

|  | | | | Status | | Membership | | | | | Reports | | | | Finance | LCIF |
|--|-----------|--------------|-------------------------------------|-------------------------|-------------------|---------------------|---------------------|-------------------------|---------------------------------------|--------------------------------|--------------------------------|---------------------------------|-------------------|--------------------------------------|-----------------|---------------|
| Club Number | Club Name | Charter Date | Times in Status Quo in Past 2 Years | Current Member Count ** | YTD Members Added | YTD Members Dropped | YTD Net Growth% *** | Member Count 1 Year Ago | Dropped Members Avg.Length of Service | Months Since Membership Update | Current Officers Reported **** | Current President Repeated Term | VP Reported ***** | Last Date Reported Service (mm/yyyy) | Account Balance | YTD Donations |

Clubs Cancelled Previous Fiscal Year – Clubs Cancelled within last 12 months may be reinstated

| Club Number | Club Name | Charter Date | Current Status* | Cancellation Date |
|-------------|---------------------------|--------------|-----------------|-------------------|
| 143456 | DuPage Tomorrows Alliance | 01/05/2021 | Cancelled(8*) | 06/29/2025 |

| Current Total Clubs Count | YTD New Clubs Count | YTD Cancelled Clubs Count | YTD Net Club Gain | Current Total Members Count | YTD Add | YTD Drop | YTD Net Growth | YTD Net Growth % | Member Count 12 Months Ago | Average Member Count Per Club | % of Clubs with less than 20 members | % No Officer Report in 12 Months | % of Clubs with balance 90+ days | Number of Clubs in Status Quo | % Status Quo Clubs in Financial Suspension | Number of Cancelled Clubs | Average Cancelled Club Age | Members Lost Due to Cancellation | % of Clubs Cancelled for Non-Financial Reasons |
|---------------------------|---------------------|---------------------------|-------------------|-----------------------------|---------|----------|----------------|------------------|----------------------------|-------------------------------|--------------------------------------|----------------------------------|----------------------------------|-------------------------------|--|---------------------------|----------------------------|----------------------------------|--|
| 54 | 0 | 0 | 0 | 2,093 | 39 | 31 | 8 | 0.38% | 2,075 | 39 | 26% | 4% | 9% | 0 | 0% | 0 | 0 | 0 | 0% |

* - P - Priority Club. Cancellation Reasons: 1-Objectives/conduct, 2-Non-active club, 5-Non-existing club, 6-Disbanding, 7-Merger, 8-Financial Suspension, 9-District/Multiple District Dues.

** Red denotes below 15 active members.

*** Red denotes 20% + loss.

**** Y - all 3 (President, Secretary, Treasurer) club officers reported, N - not all 3 reported.

***** Abbreviation: N-New, IP-Immediate Past, R-Repeat.




Club Health Assessment for District 1 M through September 2025

| | | | Status | Membership | | | | | | Reports | | | | Finance | | LCIF |
|--|------------|--------------|-------------------------------------|-------------------------|-------------------|---------------------|---------------------|-------------------------|---------------------------------------|--------------------------------|--------------------------------|---------------------------------|-------------------|--------------------------------------|-----------------|---------------|
| Club Number | Club Name | Charter Date | Times in Status Quo in Past 2 Years | Current Member Count ** | YTD Members Added | YTD Members Dropped | YTD Net Growth% *** | Member Count 1 Year Ago | Dropped Members Avg.Length of Service | Months Since Membership Update | Current Officers Reported **** | Current President Repeated Term | VP Reported ***** | Last Date Reported Service (mm/yyyy) | Account Balance | YTD Donations |
| Clubs more than two years old | | | | | | | | | | | | | | | | |
| 284 | ALLERTON | 03/26/1946 | Active | 8 | 0 | 0 | 0.00% | 8 | | 20 | N | None | | 07/2022 | | |
| 407 | ALTAMONT | 11/22/1938 | Active | 38 | 0 | 0 | 0.00% | 38 | | 4 | Y | | N | 08/2025 | | |
| 285 | ARCOLA | 01/13/1947 | Active | 12 | 0 | 0 | 0.00% | 13 | | 5 | Y | | N | 09/2025 | | |
| 35701 | ARTHUR | 06/07/1978 | Active | 34 | 4 | 2 | 6.25% | 35 | 18 | 0 | Y | | N | 09/2025 | | \$60.00 |
| Exc Award (06/30/2018) | | | | | | | | | | | | | | | | |
| 46622 | ATHENS | 11/03/1986 | Active | 26 | 0 | 0 | 0.00% | 30 | | 3 | Y | 13 | N | 12/2022 | | |
| 288 | BEMENT | 04/04/1941 | Active | 26 | 0 | 0 | 0.00% | 24 | | 4 | Y | | N | 09/2025 | 90+ Days | |
| 289 | BISMARCK | 01/19/1956 | Active | 24 | 0 | 0 | 0.00% | 28 | | 2 | Y | | N | 11/2024 | | |
| 43834 | BLUE MOUND | 05/03/1984 | Active(1) | 34 | 1 | 0 | 3.03% | 46 | | 0 | Y | 2 | R | 06/2022 | 90+ Days | |
| 290 | CASEY | 02/15/1939 | Active | 33 | 0 | 0 | 0.00% | 32 | | 3 | Y | | N | 07/2025 | | |
| Exc Award (06/30/2022) | | | | | | | | | | | | | | | | |
| 291 | CATLIN | 04/29/1940 | Active | 21 | 0 | 0 | 0.00% | 23 | | 4 | Y | 2 | R | 06/2025 | | |
| 293 | CHAMPAIGN | 10/26/1927 | Active | 26 | 0 | 2 | -7.14% | 30 | 6 | 2 | Y | | N | 04/2025 | | |
| Exc Award (06/30/2018) | | | | | | | | | | | | | | | | |
| 417 | COFFEEN | 03/25/1968 | Cancelled(6*) | 0 | 0 | 10 | -100.00% | 10 | 31 | 1 | N | None | | 05/2024 | 90+ Days | |
| 295 | DANVILLE | 10/20/1959 | Active | 31 | 0 | 0 | 0.00% | 30 | | 2 | Y | | N | 08/2025 | | \$80.00 |
| Exc Award (06/30/2021, 06/30/2022) | | | | | | | | | | | | | | | | |
| 303 | GEORGETOWN | 01/01/1940 | Active | 19 | 0 | 0 | 0.00% | 22 | | 3 | Y | | N | 09/2025 | | |
| Exc Award (06/30/2018, 06/30/2022, 06/30/2023) | | | | | | | | | | | | | | | | |
| 304 | GIFFORD | 10/04/1957 | Active | 55 | 0 | 0 | 0.00% | 55 | | 3 | Y | 2 | | 11/2021 | | |
| 426 | HILLSBORO | 04/12/1944 | Active | 24 | 0 | 0 | 0.00% | 24 | | 8 | N | None | | 05/2022 | | |
| 307 | HOOPESTON | 11/27/1941 | Active | 9 | 0 | 0 | 0.00% | 9 | | 8 | N | None | | 05/2019 | 90+ Days | |
| 308 | HUME | 05/19/1952 | Active | 24 | 0 | 0 | 0.00% | 24 | | 3 | Y | | | 04/2023 | | \$25.00 |
| Exc Award (06/30/2022) | | | | | | | | | | | | | | | | |
| 313 | MAHOMET | 03/22/1971 | Active | 34 | 0 | 0 | 0.00% | 41 | | 5 | Y | 2 | | 08/2023 | 90+ Days | |
| 316 | MARSHALL | 07/10/1944 | Active | 10 | 0 | 1 | -9.09% | 11 | 5 | 2 | Y | 2 | | 06/2023 | | |
| 318 | MATTOON | 01/01/1946 | Active | 19 | 0 | 0 | 0.00% | 20 | | 4 | Y | 2 | R | 09/2025 | | |
| Exc Award (06/30/2018) | | | | | | | | | | | | | | | | |




Club Health Assessment for District 1 M through September 2025

|  | | | Status | Membership | | | | | | Reports | | | | Finance | LCIF | |
|--|--------------------|--------------|-------------------------------------|-------------------------|-------------------|---------------------|---------------------|-------------------------|---------------------------------------|--------------------------------|--------------------------------|---------------------------------|-------------------|--------------------------------------|-----------------|---------------|
| Club Number | Club Name | Charter Date | Times in Status Quo in Past 2 Years | Current Member Count ** | YTD Members Added | YTD Members Dropped | YTD Net Growth% *** | Member Count 1 Year Ago | Dropped Members Avg.Length of Service | Months Since Membership Update | Current Officers Reported **** | Current President Repeated Term | VP Reported ***** | Last Date Reported Service (mm/yyyy) | Account Balance | YTD Donations |
| 319 | MONTICELLO | 04/27/1965 | Active | 15 | 0 | 0 | 0.00% | 16 | | 5 | Y | 3 | R | 05/2023 | 90+ Days | |
| 322 | MOUNT ZION | 05/05/1959 | Active | 12 | 0 | 0 | 0.00% | 16 | | 3 | Y | 2 | | 03/2021 | | |
| 438 | NOKOMIS | 03/19/1952 | Active | 14 | 0 | 2 | -12.50% | 15 | 2 | 2 | N | None | | 06/2019 | | |
| 324 | OAKLAND | 06/29/1948 | Active | 29 | 1 | 0 | 3.57% | 28 | | 2 | Y | 4 | R | 09/2025 | | |
| Exc Award (06/30/2023, 06/30/2024, 06/30/2025) | | | | | | | | | | | | | | | | |
| 326 | OCONEE | 06/18/1973 | Cancelled(6*) | 0 | 0 | 16 | -100.00% | 17 | 25 | 1 | N | None | | 06/2019 | | |
| 328 | PALESTINE | 12/18/1924 | Active | 13 | 2 | 1 | 8.33% | 9 | 6 | 0 | N | | N | 09/2025 | | |
| 329 | PANA | 05/05/1944 | Active | 46 | 3 | 1 | 4.55% | 43 | 21 | 1 | Y | 5 | R | 05/2019 | | |
| 330 | PARIS | 11/27/1962 | Active | 34 | 1 | 0 | 3.03% | 32 | | 1 | Y | | N | 08/2025 | 90+ Days | |
| Exc Award (06/30/2018, 06/30/2021, 06/30/2022) | | | | | | | | | | | | | | | | |
| 331 | PAWNEE | 06/09/1960 | Active | 15 | 0 | 0 | 0.00% | 13 | | 9 | N | None | | 06/2019 | | |
| 446 | RAMSEY | 03/14/1944 | Active | 27 | 0 | 0 | 0.00% | 24 | | 3 | Y | 8 | R | 06/2025 | | |
| 35020 | RANKIN | 02/13/1978 | Active | 19 | 0 | 0 | 0.00% | 19 | | 4 | Y | 4 | | 06/2019 | | |
| 125164 | Ridge Farm | 06/17/2015 | Active | 8 | 0 | 0 | 0.00% | 9 | | 3 | Y | 3 | | 12/2020 | | |
| 337 | ROBINSON | 10/19/1950 | Active | 25 | 0 | 1 | -3.85% | 19 | 6 | 2 | N | None | | 05/2024 | | |
| 338 | ROCHESTER | 07/20/1965 | Active | 35 | 0 | 0 | 0.00% | 40 | | 2 | Y | | N | 08/2025 | | |
| 342 | SHELBYVILLE | 02/18/1965 | Active | 26 | 0 | 0 | 0.00% | 26 | | 5 | Y | 2 | R | 09/2025 | | |
| 344 | SIDNEY | 03/23/1956 | Active | 11 | 0 | 0 | 0.00% | 11 | | 8 | Y | 16 | | 06/2019 | | |
| 345 | SPRINGFIELD | 10/02/1919 | Active | 38 | 0 | 2 | -5.00% | 39 | 49 | 1 | Y | 2 | N | 09/2025 | | |
| 447 | ST ELMO | 06/07/1940 | Active | 17 | 0 | 1 | -5.56% | 19 | 10 | 1 | Y | 14 | N | 08/2025 | | |
| 347 | STEWARDSON | 02/09/1956 | Active | 18 | 0 | 0 | 0.00% | 20 | | 10 | Y | | N | 09/2025 | | |
| 348 | STRASBURG | 02/21/1956 | Active | 33 | 0 | 0 | 0.00% | 34 | | 5 | Y | | | 06/2024 | | |
| 349 | SULLIVAN | 04/18/1941 | Active | 19 | 0 | 0 | 0.00% | 18 | | 3 | Y | 3 | N | 02/2024 | | |
| 452 | VANDALIA | 03/15/1928 | Active | 20 | 0 | 1 | -4.76% | 24 | 58 | 2 | Y | 3 | N | 09/2025 | | |
| Exc Award (06/30/2021, 06/30/2022) | | | | | | | | | | | | | | | | |
| 357 | VILLA GROVE | 10/24/1949 | Active | 19 | 0 | 0 | 0.00% | 19 | | 5 | Y | 3 | | 03/2024 | | |
| 358 | WARRENSBURG LATHAM | 01/09/1958 | Active | 44 | 1 | 0 | 2.33% | 38 | | 0 | Y | | N | 09/2025 | | |
| 361 | WESTVILLE | 07/15/1940 | Active | 18 | 0 | 0 | 0.00% | 21 | | 8 | Y | 2 | N | 09/2025 | | |



Club Health Assessment for District 1 M through September 2025



| Club Number | Club Name | Charter Date | Status | Membership | | | | | Reports | | | | Finance | LCIF | |
|------------------------|-----------|--------------|-------------------------------------|-------------------------|-------------------|---------------------|---------------------|-------------------------|---------------------------------------|--------------------------------|--------------------------------|---------------------------------|-------------------|--------------------------------------|-----------------|
| | | | Times in Status Quo in Past 2 Years | Current Member Count ** | YTD Members Added | YTD Members Dropped | YTD Net Growth% *** | Member Count 1 Year Ago | Dropped Members Avg.Length of Service | Months Since Membership Update | Current Officers Reported **** | Current President Repeated Term | VP Reported ***** | Last Date Reported Service (mm/yyyy) | Account Balance |
| Exc Award (06/30/2021) | | | | | | | | | | | | | | | |
| 456 | WITT | 04/21/1960 | Active | 58 | 5 | 0 | 9.43% | 53 | 1 | Y | | | 02/2021 | | |

Clubs Cancelled Previous Fiscal Year – Clubs Cancelled within last 12 months may be reinstated

| Club Number | Club Name | Charter Date | Current Status* | Cancellation Date |
|-------------|---------------|--------------|-----------------|-------------------|
| 321 | MOUNT PULASKI | 04/18/1957 | Cancelled(6*) | 06/29/2025 |

| Current Total Clubs Count | YTD New Clubs Count | YTD Cancelled Clubs Count | YTD Net Club Gain | Current Total Members Count | YTD Add | YTD Drop | YTD Net Growth | YTD Net Growth % | Member Count 12 Months Ago | Average Member Count Per Club | % of Clubs with less than 20 members | % No Officer Report in 12 Months | % of Clubs with balance 90+ days | Number of Clubs in Status Quo | % Status Quo Clubs in Financial Suspension | Number of Cancelled Clubs | Average Cancelled Club Age | Members Lost Due to Cancellation | % of Clubs Cancelled for Non-Financial Reasons |
|---------------------------|---------------------|---------------------------|-------------------|-----------------------------|---------|----------|----------------|------------------|----------------------------|-------------------------------|--------------------------------------|----------------------------------|----------------------------------|-------------------------------|--|---------------------------|----------------------------|----------------------------------|--|
| 45 | 0 | 2 | -2 | 1,120 | 18 | 40 | -22 | -1.93% | 1,175 | 25 | 42% | 9% | 11% | 0 | 0% | 2 | 89 | 26 | 100% |

* - P - Priority Club. Cancellation Reasons: 1-Objectives/conduct, 2-Non-active club, 5-Non-existing club, 6-Disbanding, 7-Merger, 8-Financial Suspension, 9-District/Multiple District Dues.

** Red denotes below 15 active members.

*** Red denotes 20% + loss.

**** Y - all 3 (President, Secretary, Treasurer) club officers reported, N - not all 3 reported.

***** Abbreviation: N-New, IP-Immediate Past, R-Repeat.